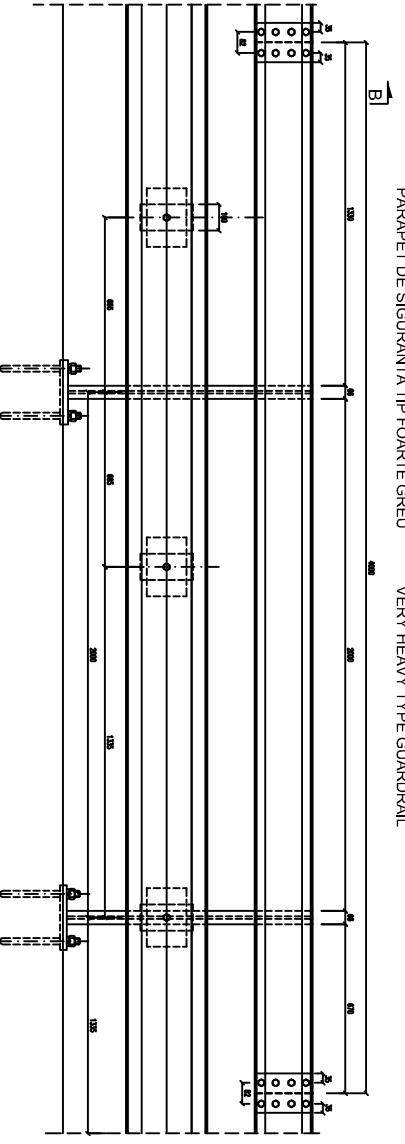
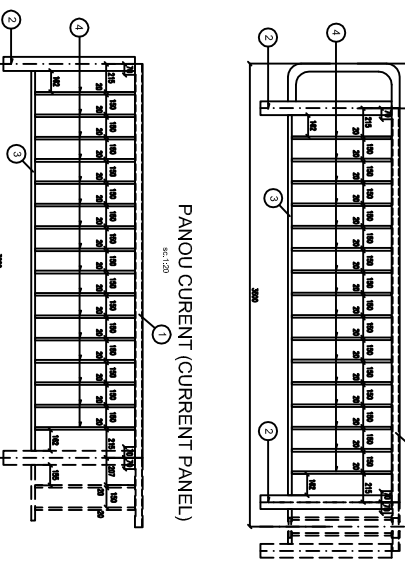


SECTIONE B-B
SECTION B-B
sc.1:100



VEDERE A-A (VIEW A-A)
VERY HEAVY TYPE GUARDRAIL
sc.1:10

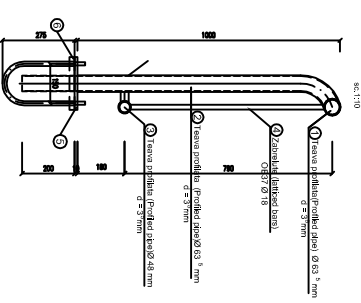
Lparap. piet. pod=105,20m x 2 toluare = 210,40m
 Lparap. dif. tip I, greu pod=105,20m x 2 toluare = 210,40m
 Lparap. piet. rampe=(182,50m+226,70m) x 2 toluare = 818,40m
 Lparap. dif. tip I, greu rampe=(182,50m+226,70m) x 2 toluare = 818,40m



PARAPET PIETONAL (PEDESTRIAN SAFETYGUARD)
PANOU DE CAPAT (END PANEL)
sc.1:20

PANOU CURENT (CURRENT PANEL)
sc.1:20

Lpedestian safetyguard=105,20m x 2 toluare = 210,40m
 Lvery heavy type guardrail=105,20m x 2 toluare = 210,40m
 Lramp pedestiansafetyguard=(182,50m+226,70m) x 2 toluare = 818,40m
 Lvery heavy type guardrail=(182,50m+226,70m) x 2 toluare = 818,40m



SECTIONE TRANSVERSALA
CROSS SECTION
sc.1:10

This drawing is included to be copied, but it is not to be used for construction on its own. It is intended for the use of the contractor, designer, manufacturer and contractor to provide a detailed drawing.

0					
1					
2					
3					
4					
5					
6					
7					
8					
9					
10					
11					
12					
13					
14					
15					
16					
17					
18					
19					
20					

CLIENT / CLIENT		C.N.C.F. "C.F.R." S.A.	
CONSULTANT / CONSULTANT		LE OBERMEYER	
SUBCONTRACTANT / SUBCONTRACTOR		TECNIC	

Approved	Approved	Approved	Approved	Approved
Checked	Checked	Checked	Checked	Checked
Drawn	Drawn	Drawn	Drawn	Drawn
Project Manager	Project Manager	Project Manager	Project Manager	Project Manager
Author	Author	Author	Author	Author
Revision	Revision	Revision	Revision	Revision
Scale	Scale	Scale	Scale	Scale
Date	Date	Date	Date	Date
Sheet	Sheet	Sheet	Sheet	Sheet
Total	Total	Total	Total	Total

INTITULAREA PLANULUI
 PASAJ SUPROROTIV / OVERPASS - KM 208+445,181 Lx105,20m
 PLAN PARAPET / PARADET PLAN
 Codificare / Classification System: 107 / 107
 Scara / Scale: 1:100
 Data / Date: 01.01.2010
 Deseneaza / Drawn: [Signature]
 Verifica / Checked: [Signature]