ELEVATIE / ELEVATION
Sc. 1:200

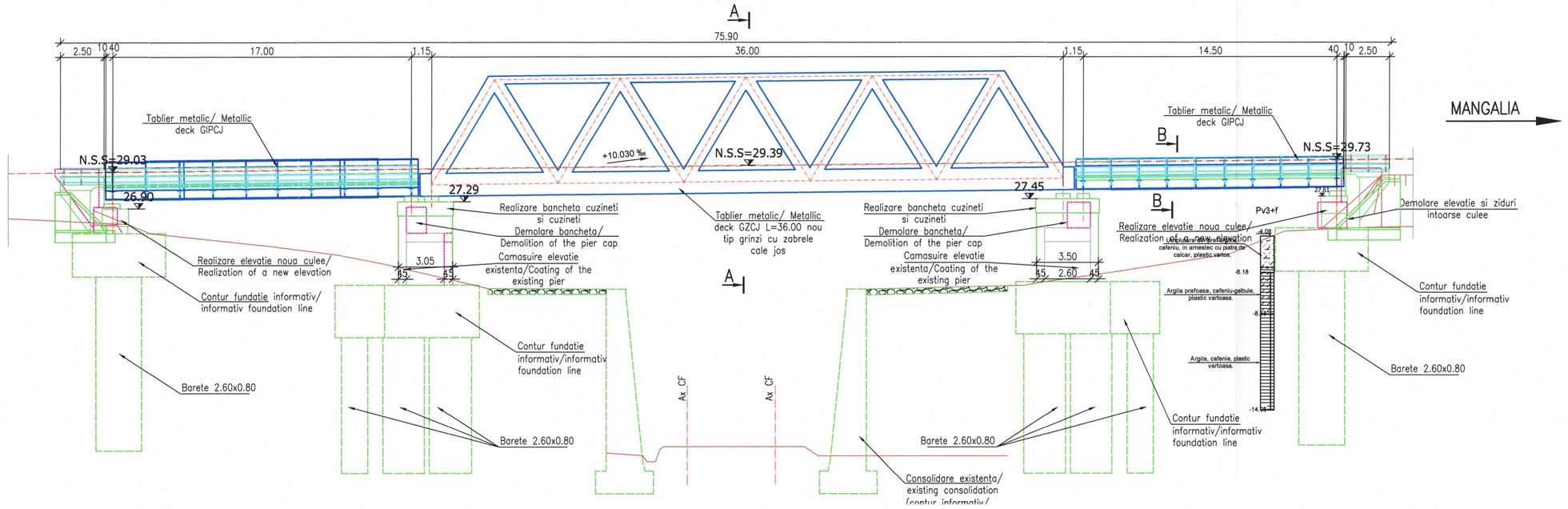

Sectiune B–B / B–B Section
Sc. 1:200

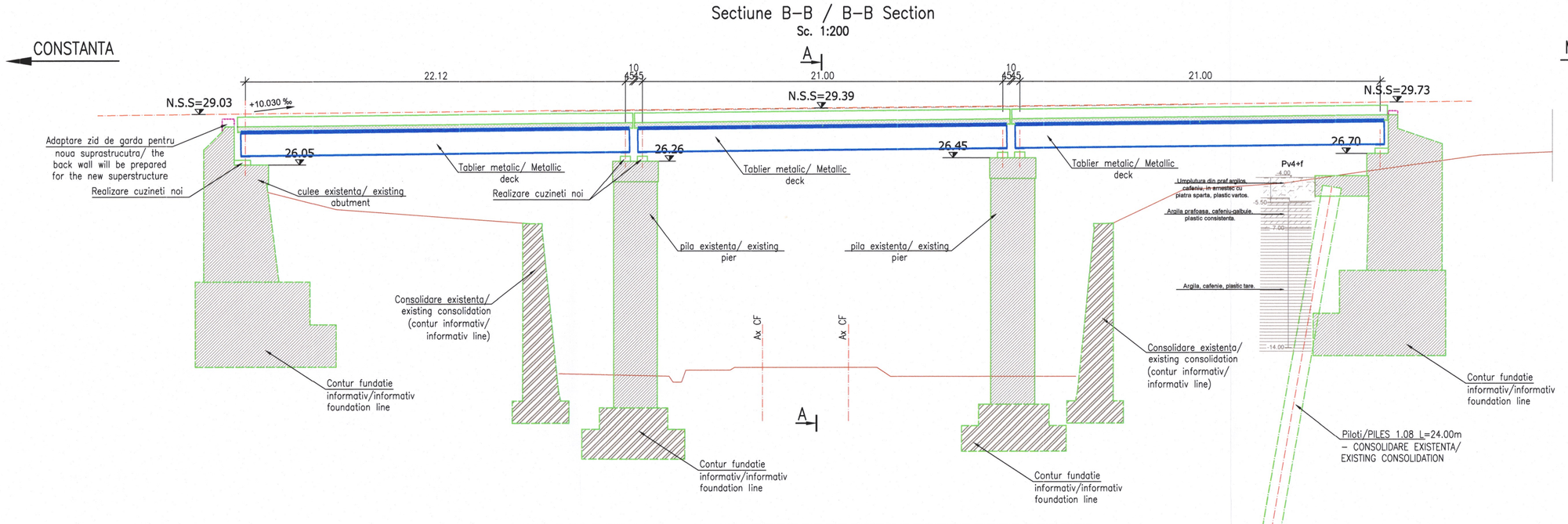

VEDERE PLANA / PLAN VIEW
Sc. 1:200

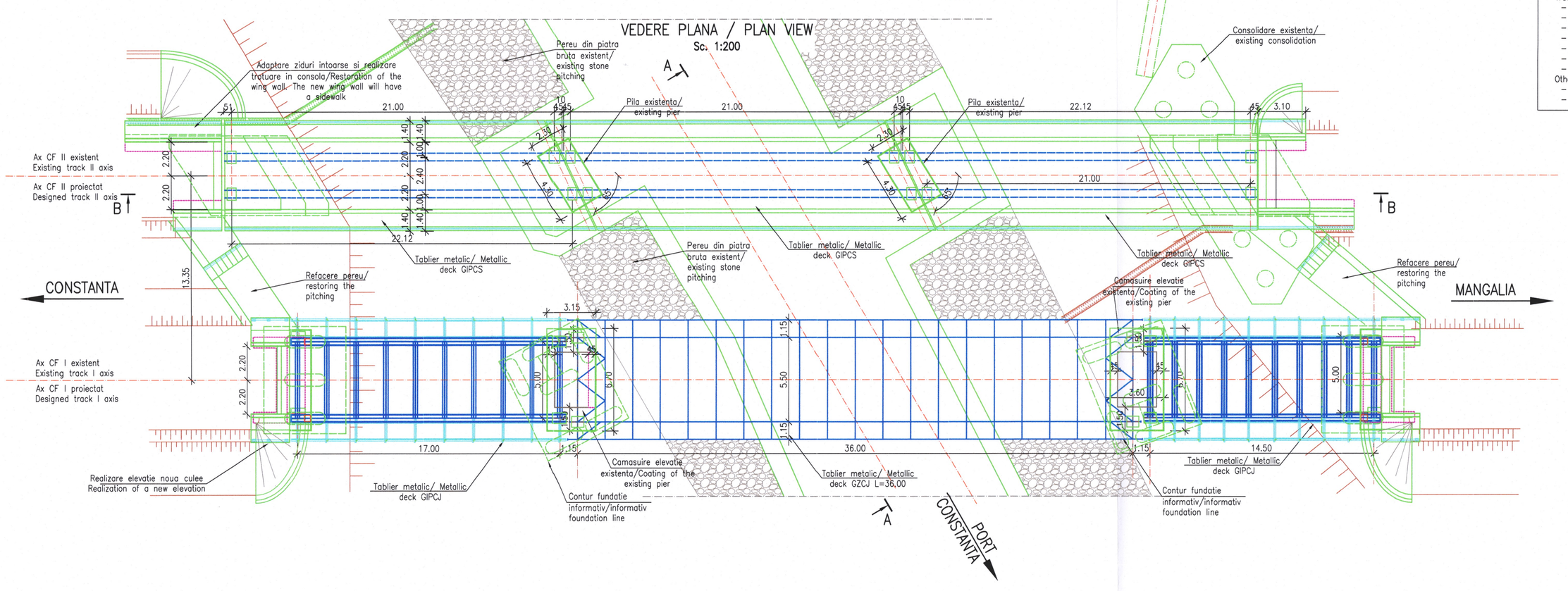

SECTIUNE B–B / B–B SECTION
Sc. 1:100

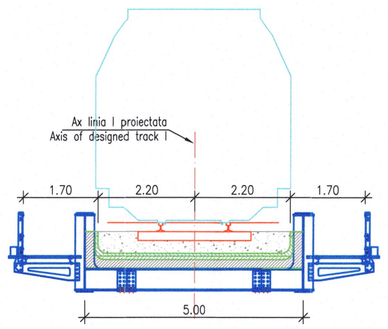

SECTIUNE A–A / A–A SECTION
Sc. 1:100

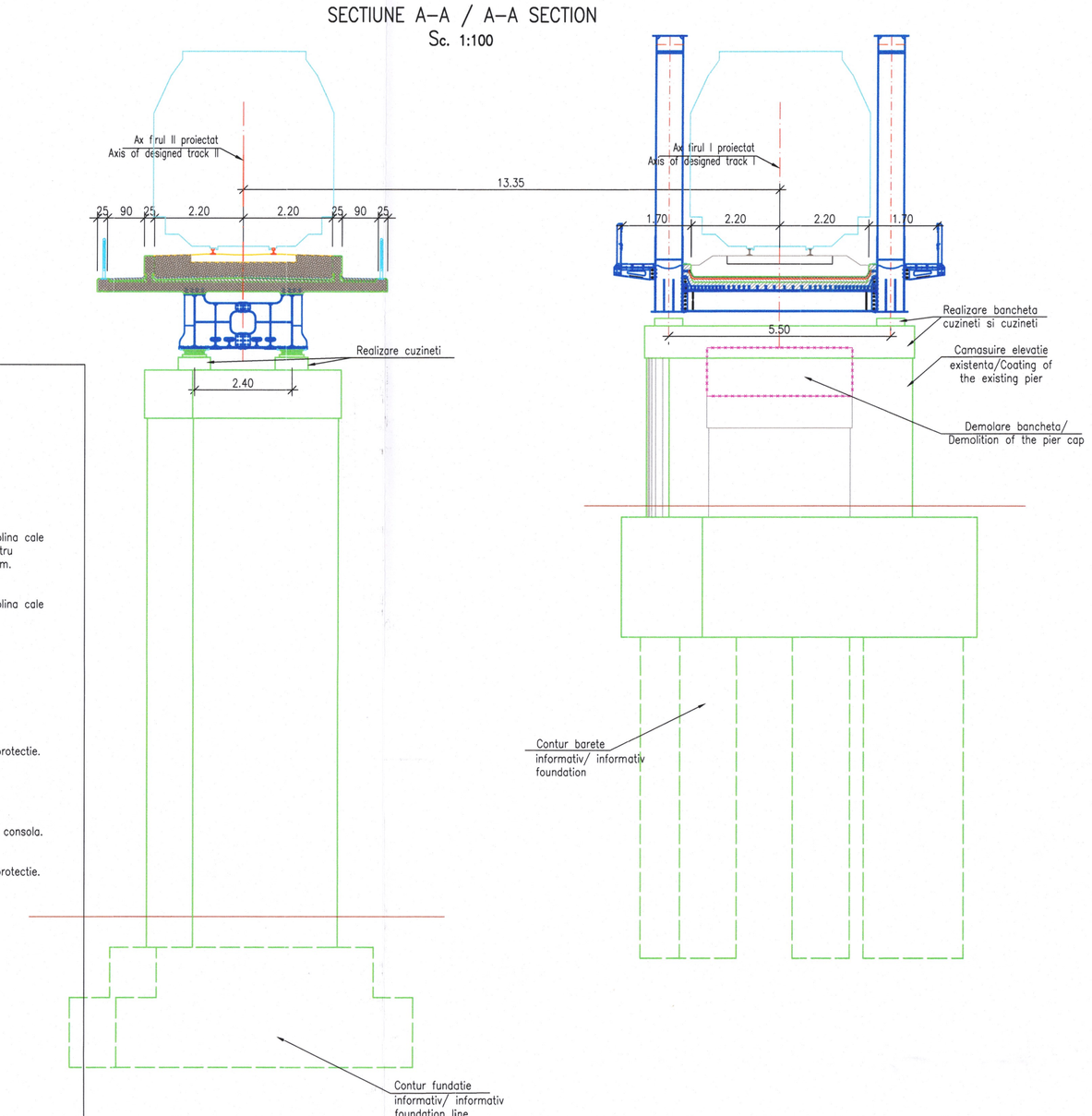

NOTA:
1. Prezentul plan s–a inctomit in baza urmatoarelor date:
- Studiu topografic
- Studiu geotehnic
- Expertiza tehnica
- Fisa Podului
- Releveu
- Date culese de pe teren
2. Lucrari prevazute constau in:

Suprastructura
LINIA I:
- Scoaterea din cale a tablierelor existente.
- Executarea si montarea tablierelor independente cale simpla de tip grinzi cu inima plina cale jos cu dala de beton cu L=14.50m si L=17.00m pe deschiderile marginale, iar pentru deschiderea centrala un tablier tip grinzi cu zabrele cale cu dala de beton L=36.00m.

LINIA II:
- Scoaterea din cale a tablierelor existente.
- Executarea si montarea tablierelor independente cale simpla de tip grinzi cu inima plina cale sus cu dala de beton cu L=21.00m.

Infrastructura
LINIA I:
- Demolarea banchetei cuzinetilor la pile
- Demolarea elevatiei culeelor.
- Realizarea unei camasuiri pentru elevatia pilelor existente.
- Realizarea banchetei cuzinetilor si cuzinetilor pentru ambele pile.
- Realizarea unei noi elevatii pentru ambele culei.
- Refacerea hidroizolatiei si sistemului drenant din spatele culeelor.
- Toate suprafetele de beton ale infrastructurii se vor trata ulterior cu substante de protectie.
- Realizare scari de acces prevazute cu mana curent
- Realizare sferturi de con din pereu de beton.

LINIA II:
- Demontarea aparatelor de reazem
- Demolarea partiala a zidurilor intoarse si de garda
- Refacere ziduri intoarse, noile ziduri intoarse vor avea trotuare pietonale realizate in consola.
- Adaptarea zidului de garda pentru noua suprastructura
- Se vor dispune dispozitive de acoperire rost.
- Toate suprafetele de beton ale infrastructurii se vor trata ulterior cu substante de protectie.
- Realizare scari de acces prevazute cu mana curent
- Refacere sferturi de con cu pereu din beton.

Alte lucrari
- Montarea contrasinei
- Refacerea racordarii intre cele doua culee.

NOTE:
1. This plan was prepared based on the next data:
- Topo survey
- Geo technical study.
- Technicol expertise
- Shet of the bridge
- Bridge measurement
- Data colected on the site.
2. The works for this bride are as follows:

Superstructure:
Track I:
- Dismantling of the existing superstructure.
- Execution and installation of new superstructures.

Track II:
- Dismantling of the existing superstructure.
- Execution and installation of new superstructures.

Infrastructure
Track I:
- Demolition of the pier cap
- Demolition of the abutment elevation.
- Coating of the existing piers
- Realization of pier cap and bearings.
- Realization of a new elevation for both abutments.
- Restoration of waterproofed system behind abutments.
- All concrete surfaces of the infrastructure will be treated with protective substances.
- Creation of acces stairs
- Restoration of the cone quarter with concrete pitching.

Track II:
- Dismantling of bearings
- Partial demolition of back wall and wing wall.
- Restoration of the wing wall. The new wing wall will have a sidewalk.
- Bridge expansion joints will be installed.
- All concrete surfaces of the infrastructure will be treated with protective substances..
- Creation of acces stairs
- Restoration of the cone quarter with concrete pitching.

Other works:
- Mounting the guard rail
- Restore of the pitching between the two infrastructures

LEGENDA BETOANELOR/CONCRETE LEGEND
conform NE 012–1:2007 si SR EN 206: 2021

- BETON C30/37 – Clasa de expunere XC3+XS1+XF1, agregate D_{max} 22
  DALA DE BETON / CONCRETE SLAB
- BETON C30/37 – Clasa de expunere XC2+XS1+XF3+XA1, agregate D_{max} 22.
  FUNDATII SI RADIERE/ FOUNDATIONS AND CAP PILES
- BETON C30/37 – Clasa de expunere XC3+XS1+XF3+XA1, agregate D_{max} 32.
  PILOTI FORATI/DRILL PILES
- BETON C30/37 – Clasa de expunere XC4+XS1+XF3, agregate D_{max} 22.
  ELEVATII / ELEVATIONS
- BETON C30/37 – Clasa de expunere XC4+XS1+XF1, agregate D_{max} 16.
  SAPA DE PROTECTIE A HIDROIZOLATIEI SI PREDALE/WATERPROOFING PROTECTION AND PRESLABS
- BETON C16/20 – Clasa de expunere X0, agregate D_{max} 16.
  BETON DE PANTA/SLOPE CONCRETE
- BETON C16/20 – Clasa de expunere X0, agregate D_{max} 22.
  DREN, BETON DE EGALIZARE, PEREU, FUNDATIA SFERTULUI DE CON SI SCARI DE ACCES / DRAINAGE, LEAN CONCRETE, PITCHING, QUARTER CONE FOUNDATION

ENTITATE CONTRACTANTA BENEFICIARY		COMPANIA NAȚIONALĂ DE CĂI FERATE "C.F.R." S.A. ROMANIAN NATIONAL RAILWAY COMPANY	
CONTRACTANT/CONTRACTOR ASOCIEREA/JV: BAZCONS DIPEX S.R.L. J40/5877/2001; I.S.P.C.F. S.A. J40/248/1992		DENUMIRE INVESTITIE/ INVESTMENT NAME	"Studiu de Fezabilitate pentru Electrificarea și Reabilitarea liniei de cale ferată Constanța - Mangalia" "Feasibility Study for Electrification and Rehabilitation of the Constanta - Mangalia Railway Line"
		SECTIUNE/ SECTION	INTERVAL / SECTION CONSTANȚA - AGIGEA NORD
NUME/NAME	SEMNĂTURA/ SIGNATURE	SPECIALITATE/ SPECIALITY	PODURI/PODEȚE / BRIDGE/CULVERT
PROIECTAT/ DESIGNED: Ing. Marius HAZAPARU		OBIECT/ OBJECT	POD / BRIDGE km pr./dsg. 228+980 (km ex. 228+895)
VERIFICAT/ VERIFIED: dr. ing. Carmen BĂLAN		DENUMIRE PLAN/ NAME PLAN	DISPOZIȚIE GENERALĂ/ GENERAL LAYOUT
AVIZAT/ ADVISED: Ing. Marin BAICU			
DATĂ/DATE: 09.2023	SCARĂ/SCALE: 1:200, 1:100	COD PLAN/ PLAN CODE:	SF 6 SF 02 P 03 02 R4