SECTIUNE A–A / A–A SECTION
Sc 1:100

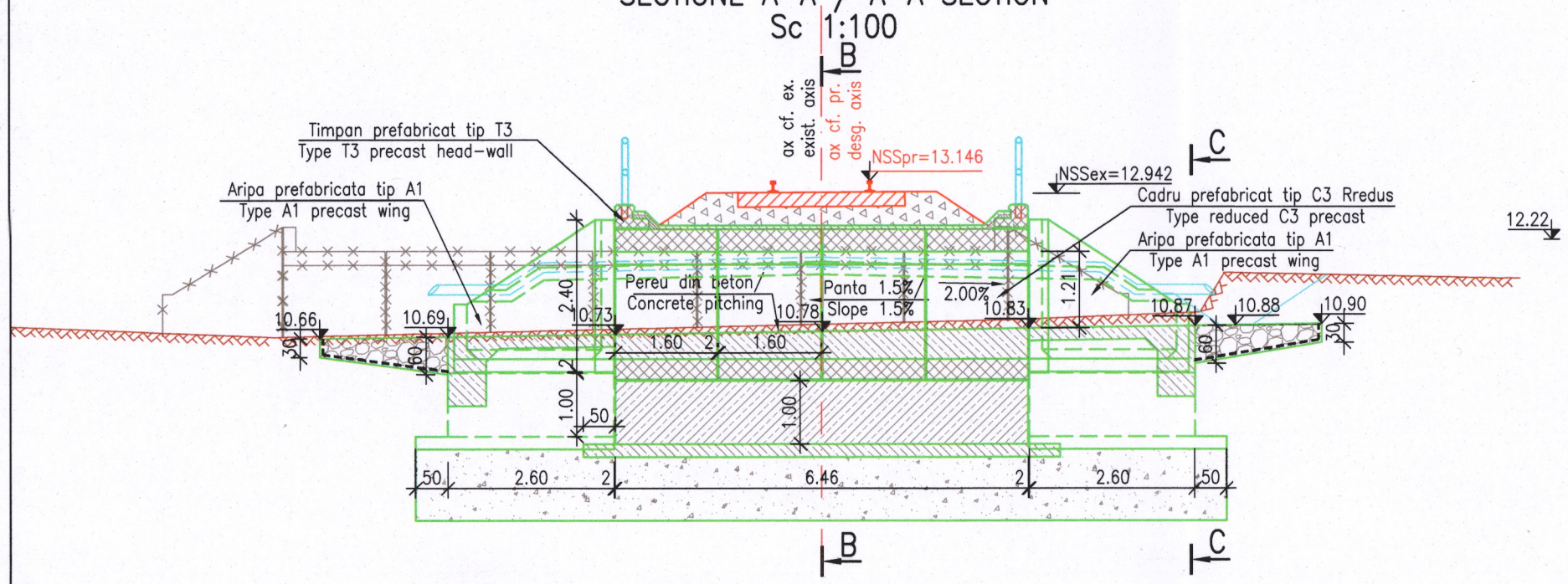

SONDAJ Pv7+f

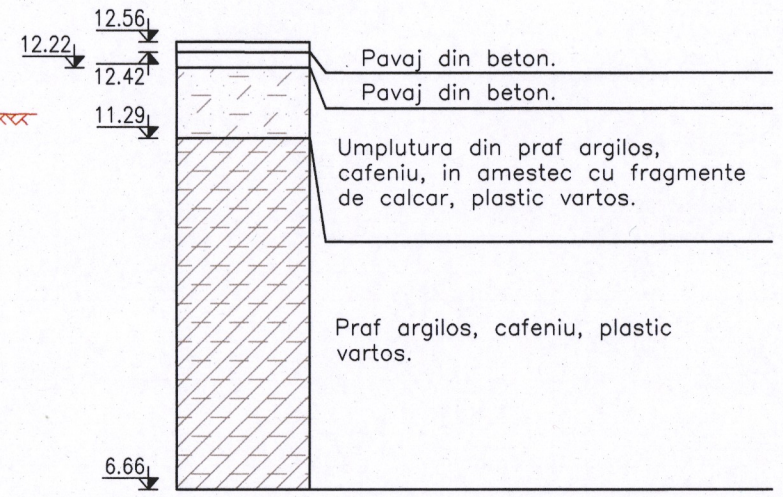

SECTIUNE TRANSVERSALA B–B/ B–B CROSS SECTION
Sc 1:100

SECTIUNE IN AVAL C–C/ C–C DOWNSTREAM SECTION
Sc 1:100

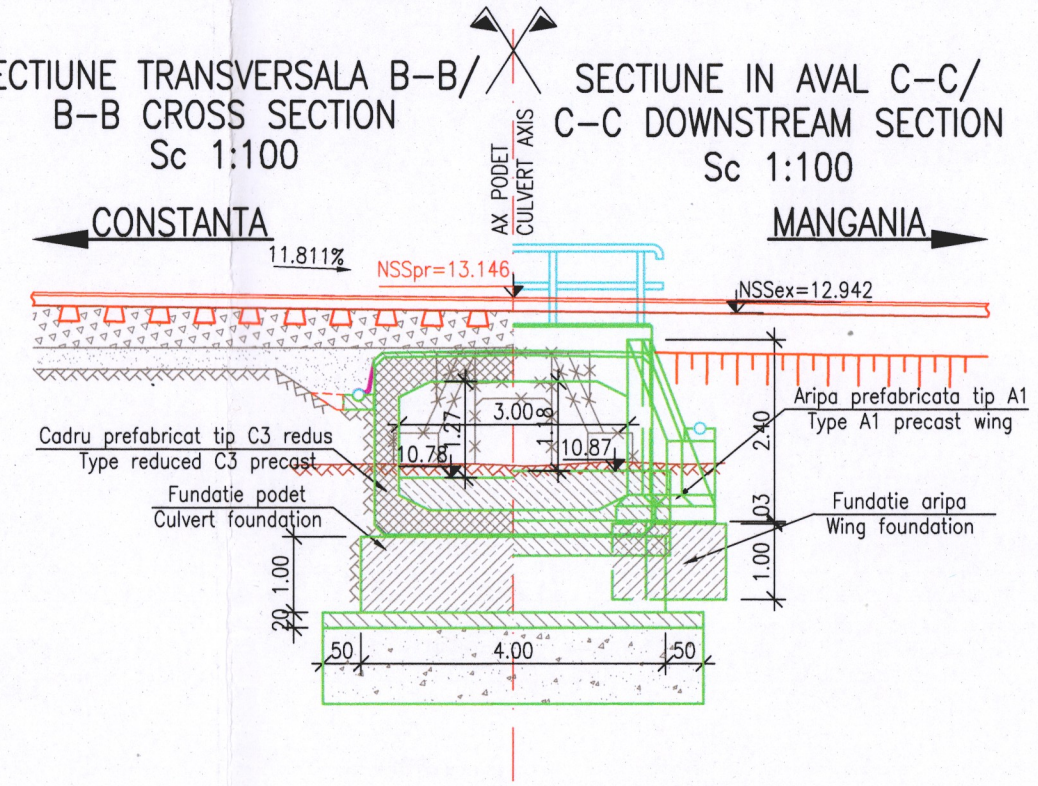

VEDERE PLANA / PLAN VIEW
Sc 1:100

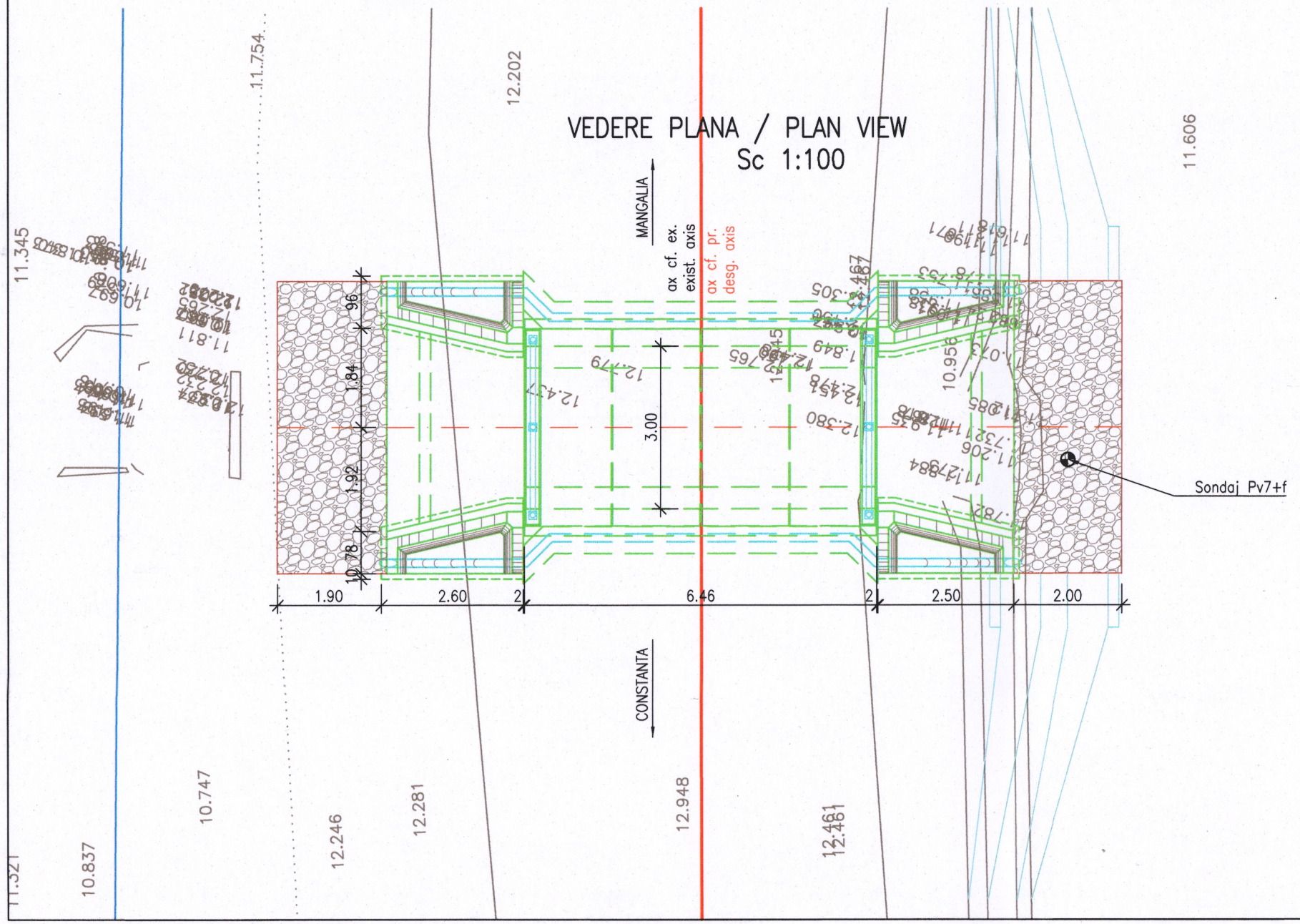

NOTA:

1. Prezentul plan s–a intocmit pe baza urmatoarelor date:
- Studiu topografic;
- Studiu geotehnic;
- Raport de Expertiza Tehnica
- Date culese de pe teren.

2. Pentru realizarea podetului nou se vor executa urmatoarele lucrari:
- Se va demola podetul existent.
- Se vor monta elementele prefabricate tip C3 redus, realizate din beton armat, pe o fundatie comuna, din beton armat, de tip fundatie directa.
- Racordarile cu terasamentul se vor asigura in aval si amonte cu aripi prefabricate din beton armat tip A1.
- Se va realiza pereu din beton armat, atat in podet, cat si in zonele cuprinse intre elementele de racordare ale acestuia cu terasamentul (intre aripi).
- Se vor executa scari de acces pe terasament.

3. Lucrarile se vor realiza la adapostul podurilor provizorii tip G.

NOTE:

1. This plan has been drawn up based on the following data:
- Land survey;
- Geotechnical study;
- Technical expert report;
- Field data.

2. For the construction of the new culvert, the following works will be executed:
- The existing culvert will be demolished
- Precast reinforced concrete frames type reduced C3 will be placed on a common direct reinforced concrete foundation;
- The downstream and upstream connection with embankment will be realized with precast reinforced concrete wings A1;
- Inside the culvert and between the precast wings will be realized a concrete pitching;
- There are provided access stairs on embankment;

3. The works will be carried out under the shelter of temporary bridges type G.

LEGENDA BETOANELOR/CONCRETE LEGEND
conform NE 012–1:2007/SR EN 206:2021

- BETON C30/37 – Clasa de expunere XA1+XC2+XS1+XF3, agregate D_{max} 22. FUNDATII / FOUNDATIONS
- BETON C16/20 – Clasa de expunere X0, agregate D_{max} 16. DREN, BETON DE EGALIZARE, BETON DE PANTA DRAINAGE, LEAN CONCRETE, SLOPE
- BETON C30/37 – Clasa de expunere XC4+XF1, agregate D_{max} 16. SAPA DE PROTECTIE A HIDROIZOLATIEI WATERPROOFING PROTECTION
- BETON C30/37 – Clasa de expunere XC4+XS1+XF3, agregate D_{max} 22. PEREU SI SCARI DE ACCES PITCHING AND ACCESS STAIRS
- BETON C35/45 – Clasa de expunere XC4+XS1+XF3+XA1, agregate D_{max} 22. ELEMENTE PREFABRICATE / PRECAST ELEMENTS

ENTITATE CONTRACTANTA BENEFICIARY	COMPANIA NAȚIONALĂ DE CĂI FERATE "C.F.R." S.A. ROMANIAN NATIONAL RAILWAY COMPANY		
CONTRACTANT/CONTRACTOR ASOCIEREA/JV: BAICONS IMPEX S.R.L. J40/9877/2001; I.S.P.C.F. S.A. J40/248/1992		DENUMIRE INVESTIȚIE/ INVESTMENT NAME	"Studiu de Fezabilitate pentru Electrificarea și Reabilitarea liniei de cale ferată Constanța - Mangalia" "Feasibility Study for Electrification and Rehabilitation of the Constanta - Mangalia Railway Line"
		SECTIUNE/ SECTION	INTERVAL / SECTION AGIGEA ECLUZĂ - EFORIE NORD
NUME/NAME	SEMNĂTURA/ SIGNATURE	SPECIALITATE/ SPECIALITY	PODURI/PODEȚE / BRIDGE/CULVERT
PROIECTAT/ DESIGNED: ing. Gabriel GORGONEȚU		OBIECT/ OBJECT	PODEȚ / CULVERT KM PR 237+228.007 (KM EX 237+272)
VERIFICAT/ VERIFIED: dr. ing. Carmen BĂLAN		DENUMIRE PLAN/ NAME PLAN	DISPOZITIE GENERALA / GENERAL LAYOUT
AVIZAT/ ADVICED: ing. Marin BAICU			
DATĂ/DATE: 09.2023	SCARĂ/SCALE: 1:100	COD PLAN/ PLAN CODE:	SF 6 SF 06 Pd 03 02 R4