

Nota 1:
 Tehnologia lucrarilor de reparatie a suprafetelor de beton cu defecte de tip DASM conf. C149-87:

1. Se identifica si se marcheaza suprafetele de beton degradate;
2. Se inlatura betonul degradat prin spituire si se creiaza un contur regulat al suprafetei degradate;
3. Se inlatura praful cu jet de aer sub presiune;
4. Se uda suprafata de beton pana la saturatie;
5. Se monteaza cofrajul;
6. Se completeaza golul cu beton clasa C16/20;
7. Se compacteaza betonul;
8. Se decofreaza;
9. Se inlatura surplus de beton;
10. Se protejeaza suprafata contra evaporarii apei;
11. Se finiseaza suprafata reparata si/sau se trateaza eventualele defecte dupa decofrare;
12. Se aplica stratul de impermeabilizare si uniformizare a aspectului betonului.

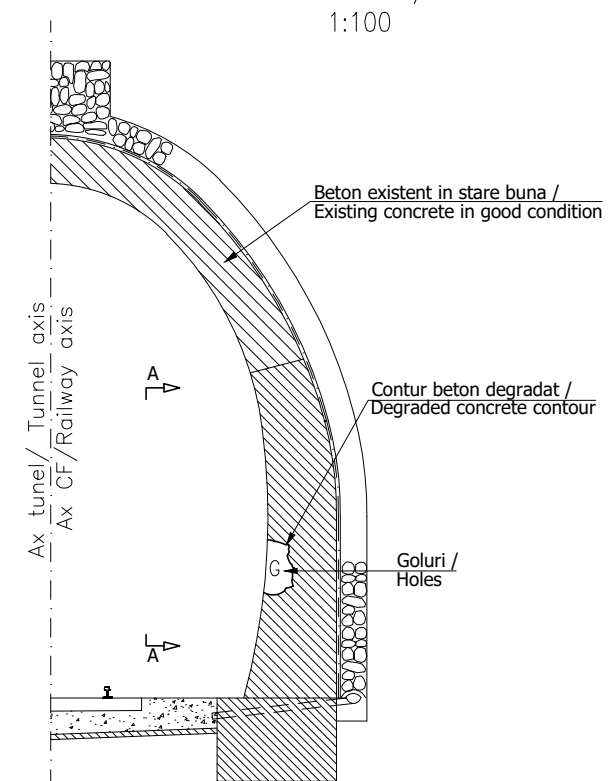
Nota 2:
 Acest tip de interventie se aplica pentru urmatuare tuneluri: MOSU, FENES.

Note 1:
 Technology of repair work to the concrete areas with type DASM damages, according to C149-87:

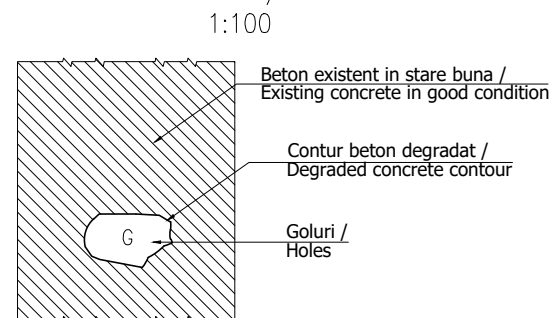
1. Identifying and marking the damaged concrete areas;
2. Removing the damaged concrete by chiselling and creating a regular perimeter of the damaged area;
3. Clearing the dust with compressed air stream;
4. Wetting the area to saturation;
5. Mounting the shuttering;
6. Filling the hole with C16/20 concrete class;
7. Vibrating the concrete;
8. Removing the shuttering;
9. Removing excessive concrete;
10. Protecting the area against sudden evaporation of water;
11. Repaired surface finishing and/or repairing eventual defect occurred after the shuttering is removed;
12. Placing on the waterproofing and levelling layer of the concrete surface.

Nota 2:
 This type of intervention applies to the following tunnels: MOSU, FENES.

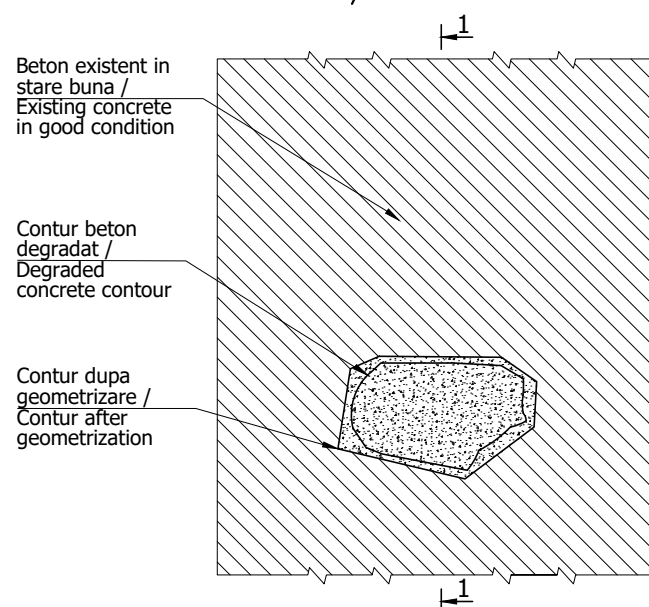
SECTIUNE TRANSVERSALA/CROSS SECTION



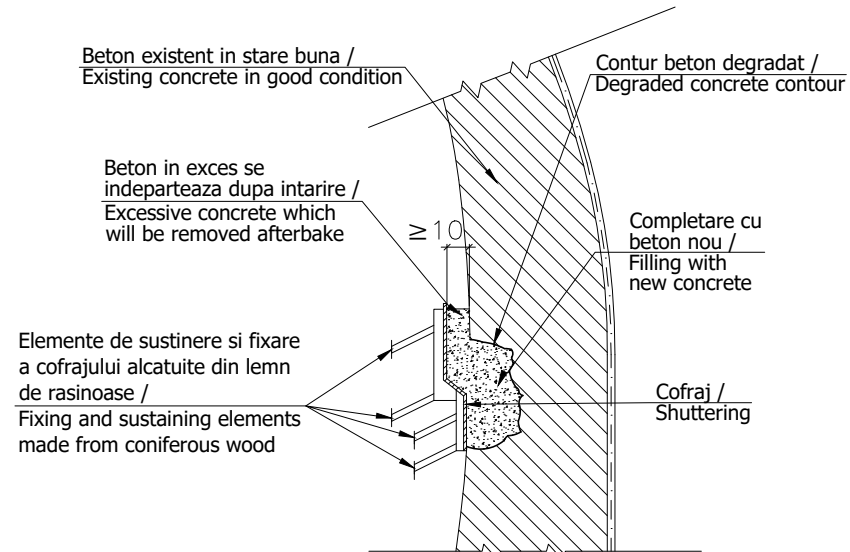
VEDERE A - A / VIEW A-A



MARCAREA SUPRAFATEI DEGRADATE SI GEOMETRIZAREA ACESTIA / MARKING THE DEGRADED SURFACE AND MAKING THE GEOMETRIZATION



SECTIUNE 1-1 PRIN SUPRAFATA IN CURS DE REPARARE / SECTIUNE 1-1 THRU THE SURFACE DURING THE REPAIRING WORKS



Beton existent in stare buna / Existing concrete in good condition

Contur beton degradat / Degraded concrete contour

Contur dupa geometrizare / Contur after geometrization

Beton existent in stare buna / Existing concrete in good condition

Contur beton degradat / Degraded concrete contour

Beton in exces se indeparteaza dupa intarire / Excessive concrete which will be removed afterbake

Completare cu beton nou / Filling with new concrete

Elemente de sustinere si fixare a cofrajului alcătuite din lemn de rasinoase / Fixing and sustaining elements made from coniferous wood

Cofraj / Shuttering



CLIENT / CLIENT

C.N.C.F. "C.F.R." - S.A.



CONSULTANT / CONSULTANT

Faza Phase	Positia Position	Nume Name	Data Date	Semnatura Signature
Aprobat Approved	Manager de Proiect Project Manager	Sergio MENICHINI	10.2020	
Verificat Checked	Expert Cheie Key Expert	Lorenzo SABINI	10.2020	
Întocmit Elaborated	Proiectant Designer	Rosario RUSSO	10.2020	

SUBCONSULTANT / SUBCONSULTANT

Aprobat Approved	Responsabil Subconsultant Subconsultant Responsible			
Întocmit Elaborated	Proiectant Designer			

Studiu de Fezabilitate pentru Reabilitarea liniei feroviare Craiova - Drobeta Turnu Severin - Caransebes, parte a Coridorului Orient/Est Mediteranean - Feasibility Study For The Rehabilitation Of The Railway Line Craiova - Caransebes

Proiect/Project 74 / 2018
 Faza/Phase S.F.

Denumire / Title :

Lucrari de reabilitare ale tunelurilor - solutie pentru goluri

Tunnel rehabilitation works - solution for holes

Codificare / Codification System

E 2 1 8 0 S F 0 0 W Z T U 0 0 0 0 3 A

Istoricul reviziilor / Revision History

Rev.	Data/Date	Descriere Modificare / Modification description
1		
2		
3		
4		

Responsabilitatea privind această publicație revine integral autorului. Uniunea Europeană nu este responsabilă pentru modul în care sunt utilizate informațiile publicate.

The contents of this publication are the sole responsibility of (name of the implementing partner) and do not necessarily reflect the opinion of the European Union.