
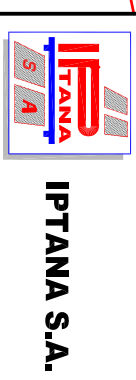


BENEFICIAR



COMPANIA NATIONALA DE AUTOSTRAZI
SI DRUMURI NATIONALE DIN ROMANIA

PROIECTANT



IPTANA S.A.

INVESTITIA

AUTOSTRADA
DITRAU -TARGU NEAMT

CONTRACT Nr. 92 / 58623 / 4275

FAZA DE PROIECTARE
Studiu de Fezabilitate
Varianta optima
de construire

Proiectat
Ing. L. Omir

Desenat
Ing. L. Omir

Verificat
Ing. M. Man

Sef Proiect
Ing. P. Osman

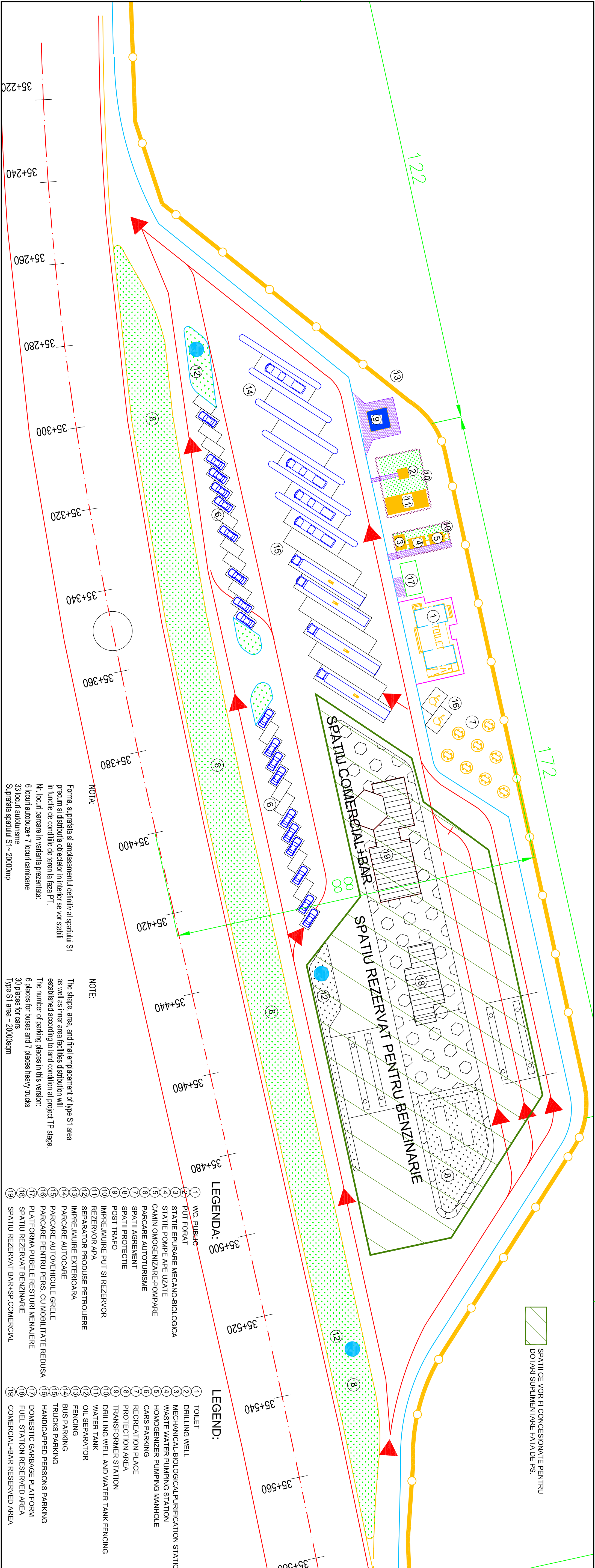
Scara: 1:500
Data: NOIEMBRIE 2010

PLAN DE SITUATIE

SPATIU PENTRU SERVICII

TIP S1 KM 35+350 STANGA

Cod: IPT-SF-RGA-PS-005
Rev. 0



LEGENDA:

- 1 WC. PUBLIC
- 2 PUT FORAT
- 3 STATIE EPURARE MECANO-BIOLOGICA
- 4 STATIE POMPE APE UZATE
- 5 CAMIN OMOGENIZARE-POMPARE
- 6 PARCARE AUTOTURISME
- 7 SPATIUL AGREMENT
- 8 SPATIUL PROTECTIE
- 9 POST TRAFU
- 10 IMPREJMUIRE PUT SI REZERVOR
- 11 REZERVOR APA
- 12 SEPARATOR PRODUSE PETROLIERE
- 13 IMPREJMUIRE EXTERIOARA
- 14 PARCARE AUTOOCARE
- 15 PARCARE AUTOVEHICULE GRELE
- 16 PARCARE PENTRU PERS. CU MOBILITATE REDUSA
- 17 PLATFORMA PUBELE RESTURI MENAJIERE
- 18 SPATIUL REZERVAT BENZINARIE
- 19 SPATIUL REZERVAT BAR+SP.COMERCIAL

LEGEND:

- 1 TOILET
- 2 DRILLING WELL
- 3 MECHANICAL-BIOLOGICALPURIFICATION STATION
- 4 WASTE WATER PUMPING STATION
- 5 HOMOGENIZER PUMPING MANHOLE
- 6 CARS PARKING
- 7 RECREATION PLACE
- 8 PROTECTION AREA
- 9 TRANSFORMER STATION
- 10 DRILLING WELL AND WATER TANK FENCING
- 11 WATER TANK
- 12 OIL SEPARATOR
- 13 FENCING
- 14 BUS PARKING
- 15 TRUCKS PARKING
- 16 HANDICAPPED PERSONS PARKING
- 17 DOMESTIC GARBAGE PLATFORM
- 18 FUEL STATION RESERVED AREA
- 19 COMMERCIAL+BAR RESERVED AREA

NOTA:
Forma, suprafata si amplasamentul definitiv al spatiului S1 precum si distributia obiectelor in interior se vor stabili in functie de conditiile de teren la faza PT.
Nr. locuri parcare in varianta prezentata:
6 locuri autobuze+ 7 locuri camioane
33 locuri autoturisme
Suprafata spatiului S1 ~ 20000mp

NOTE:
The shape, area, and final emplacement of type S1 area as well as inner area facilities distribution will established according to land condition at project TP stage.
The number of parking places in this version:
6 places for buses and 7 places heavy trucks
30 places for cars
Type S1 area ~ 20000sqm