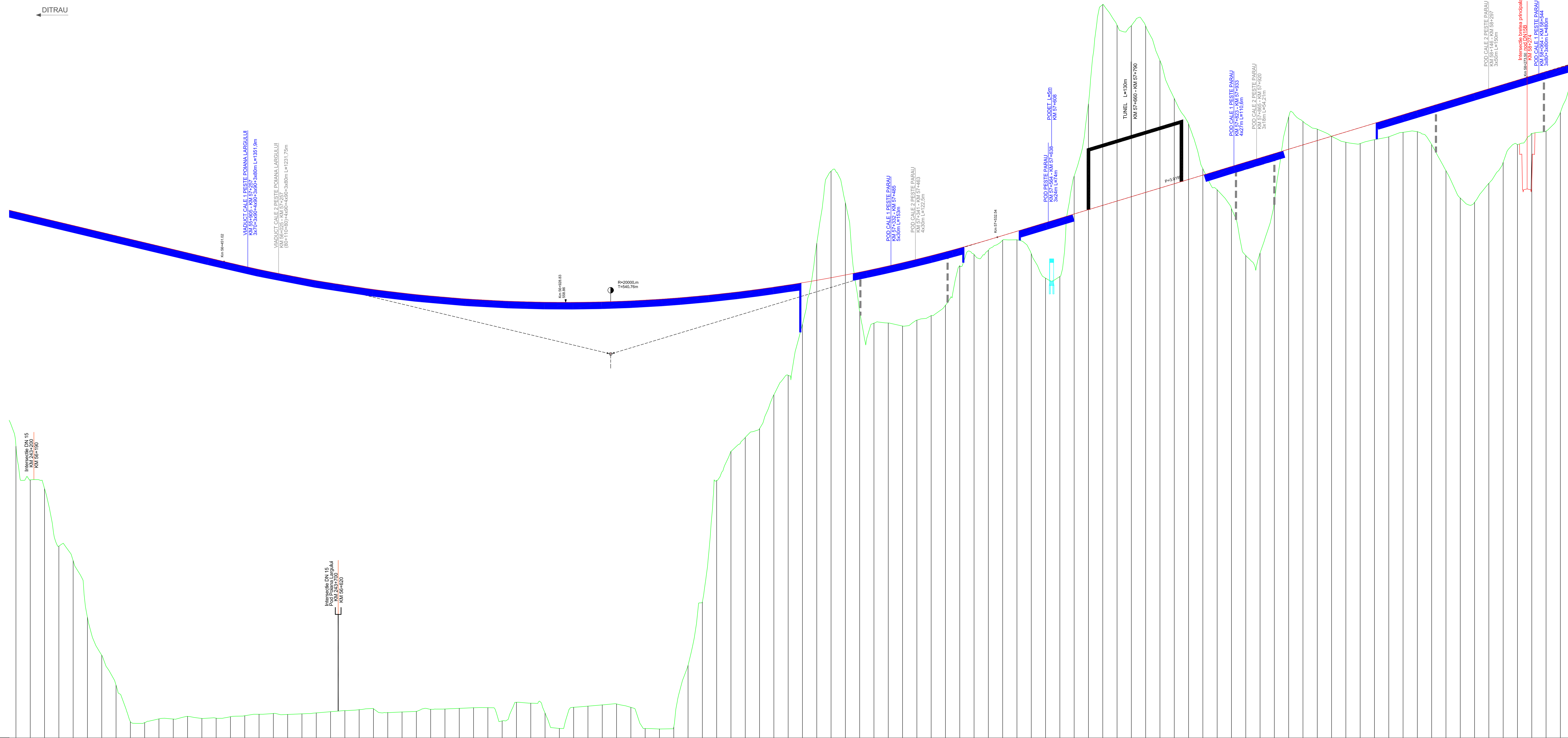
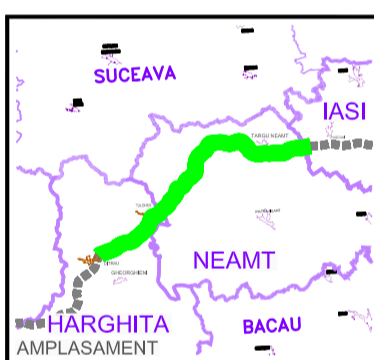


DITRAU

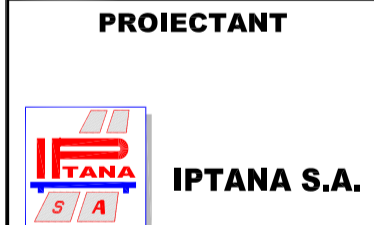
TARGU NEAMT



CHAINAGE	581.74	571.52	56+100.00	574.00	571.05	56+180.00	578.81	570.87	56+200.00	574.77	570.09	56+220.00	572.75	569.61	56+240.00	574.82	568.13	56+260.00	570.52	566.66	56+280.00	570.34	566.18	56+300.00	570.11	567.23	56+320.00	570.03	566.75	56+340.00	570.00	566.27	56+360.00	569.96	56+380.00	569.78	56+400.00	569.69	56+420.00	569.71	56+440.00	569.80	56+460.00	569.85	56+480.00	569.88	56+500.00	569.90	56+520.00	569.91	56+540.00	569.92	56+560.00	569.93	56+580.00	569.94	56+600.00	569.95	56+620.00	569.96	56+640.00	569.97	56+660.00	569.98	56+680.00	569.99	56+700.00	570.00	56+720.00	570.01	56+740.00	570.02	56+760.00	570.03	56+780.00	570.04	56+800.00	570.05	56+820.00	570.06	56+840.00	570.07	56+860.00	570.08	56+880.00	570.09	56+900.00	570.10	56+920.00	570.11	56+940.00	570.12	56+960.00	570.13	56+980.00	570.14	57+000.00	570.15	56+1020.00	570.16	56+1040.00	570.17	56+1060.00	570.18	56+1080.00	570.19	56+1100.00	570.20	56+1120.00	570.21	56+1140.00	570.22	56+1160.00	570.23	56+1180.00	570.24	56+1200.00	570.25	56+1220.00	570.26	56+1240.00	570.27	56+1260.00	570.28	56+1280.00	570.29	56+1300.00	570.30	56+1320.00	570.31	56+1340.00	570.32	56+1360.00	570.33	56+1380.00	570.34	56+1400.00	570.35	56+1420.00	570.36	56+1440.00	570.37	56+1460.00	570.38	56+1480.00	570.39	56+1500.00	570.40	56+1520.00	570.41	56+1540.00	570.42	56+1560.00	570.43	56+1580.00	570.44	56+1600.00	570.45	56+1620.00	570.46	56+1640.00	570.47	56+1660.00	570.48	56+1680.00	570.49	56+1700.00	570.50	56+1720.00	570.51	56+1740.00	570.52	56+1760.00	570.53	56+1780.00	570.54	56+1800.00	570.55	56+1820.00	570.56	56+1840.00	570.57	56+1860.00	570.58	56+1880.00	570.59	56+1900.00	570.60	56+1920.00	570.61	56+1940.00	570.62	56+1960.00	570.63	56+1980.00	570.64	56+2000.00	570.65	56+2020.00	570.66	56+2040.00	570.67	56+2060.00	570.68	56+2080.00	570.69	56+2100.00	570.70	56+2120.00	570.71	56+2140.00	570.72	56+2160.00	570.73	56+2180.00	570.74	56+2200.00	570.75	56+2220.00	570.76	56+2240.00	570.77	56+2260.00	570.78	56+2280.00	570.79	56+2300.00	570.80	56+2320.00	570.81	56+2340.00	570.82	56+2360.00	570.83	56+2380.00	570.84	56+2400.00	570.85	56+2420.00	570.86	56+2440.00	570.87	56+2460.00	570.88	56+2480.00	570.89	56+2500.00	570.90	56+2520.00	570.91	56+2540.00	570.92	56+2560.00	570.93	56+2580.00	570.94	56+2600.00	570.95	56+2620.00	570.96	56+2640.00	570.97	56+2660.00	570.98	56+2680.00	570.99	56+2700.00	571.00	56+2720.00	571.01	56+2740.00	571.02	56+2760.00	571.03	56+2780.00	571.04	56+2800.00	571.05	56+2820.00	571.06	56+2840.00	571.07	56+2860.00	571.08	56+2880.00	571.09	56+2900.00	571.10	56+2920.00	571.11	56+2940.00	571.12	56+2960.00	571.13	56+2980.00	571.14	56+3000.00
GRADE LEVELS																																																																																																																																																																																																																																																																																																									
COTE PROJECT																																																																																																																																																																																																																																																																																																									
GROUND LEVELS																																																																																																																																																																																																																																																																																																									
COTE TEREN																																																																																																																																																																																																																																																																																																									
LEVELS DIFFERENCE																																																																																																																																																																																																																																																																																																									
DIFERENTE IN AX																																																																																																																																																																																																																																																																																																									
VERTIC. GEOMETR.																																																																																																																																																																																																																																																																																																									
DECLIVITATI	D=140.00																		D=173.03																		D=140.00																		D=1310.62																																																																																																																																																																																																																																																		
HORIZ. GEOMETR.	CL=140.00																		CL=140.00																		CL=140.00																		CL=140.00																																																																																																																																																																																																																																																		
AMENAJARE PLAN	R=725.00 L=465.72																		R=20000.00 L=1081.52																		R=20000.00 L=1081.52																		P=3.02% L=740.96																																																																																																																																																																																																																																																		



COMPANIA NATIONALA DE AUTOSTRAZI SI DRUMURI NATIONALE DIN ROMANIA



INVESTITIA  
AUTOSTRADA  
DITRAU-TARGU NEAMT

CONTRACT Nr: 92 / 58623 / 4275

FAZA DE PROIECTARE  
Studiu de Fezabilitate

Proiectat Ing. M. Georgescu	Desenat Ing. R. Georgescu
Verificat Ing. M. Morolau	Suf. Proiect Ing. V. Osman

LUCRARI DE DRUMURI  
Scara: 1:2000 / 1:200  
Data: IANUARIE 2011

PROFIL LONGITUDINAL  
KM 56+160 - KM 58+320  
Cod: IPTAN-DPL027 Rev: 0