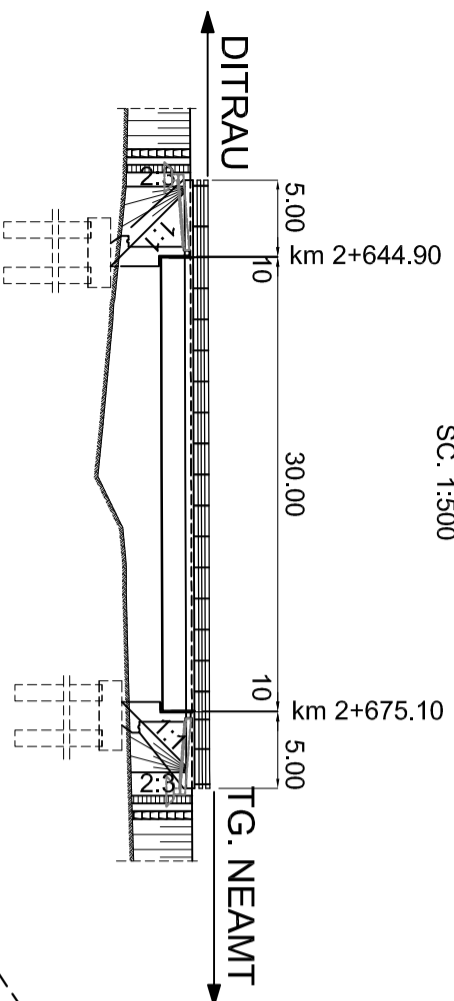


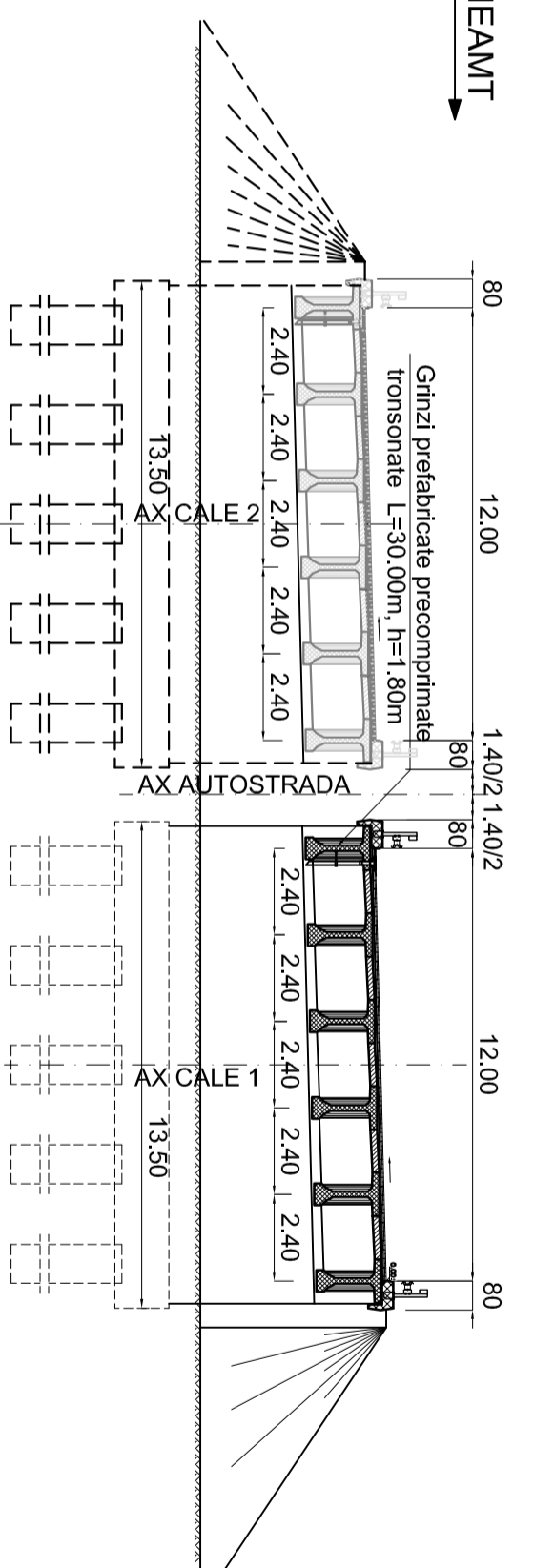
ELEVATIE

SC. 1:500



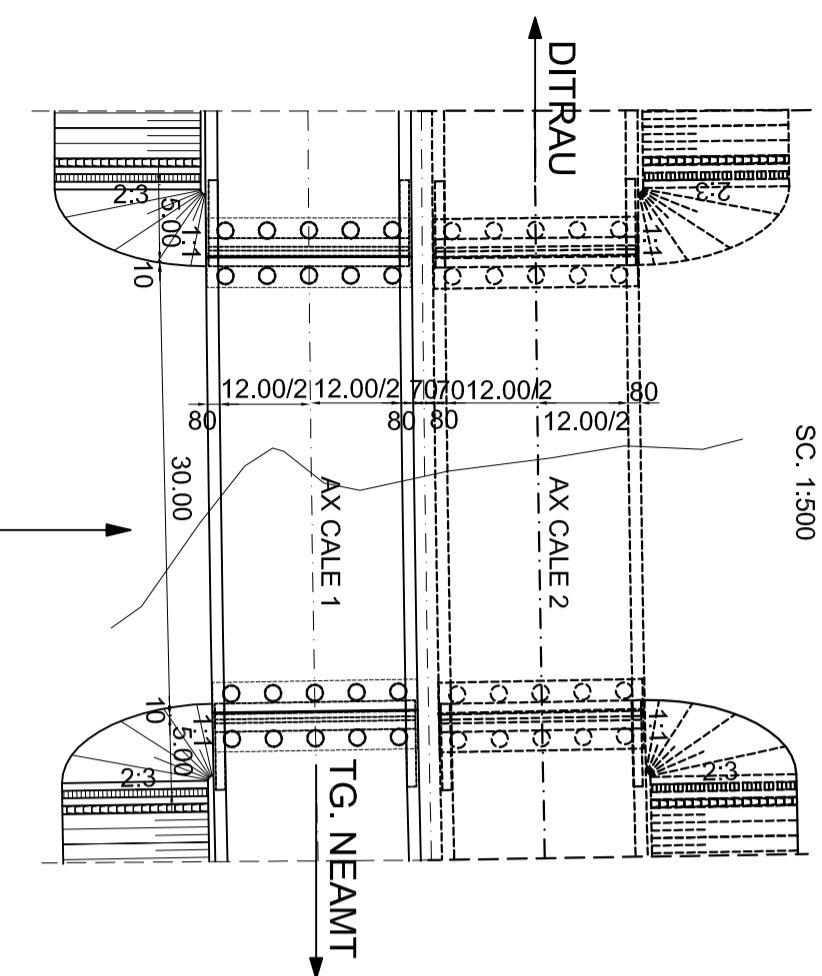
SECTIUNE TRANSVERSALA

SC. 1:200

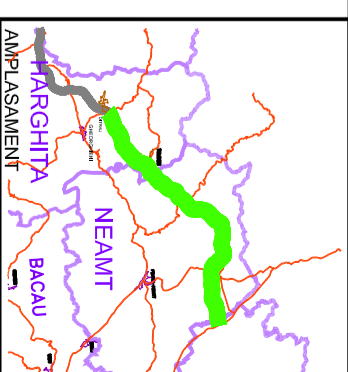


PLAN


SC. 1:500



Convoi de calcul conform SR EN 1991-2-2005
 Caracteristicile seismice ale zonei: $a_g=0.12g$,
 $T_c=0.70s$ conform cod P100-1/2006
 Zona seismică "6" conform SR11100/1-1993
 Categoria de importanta privind calitatea "B"

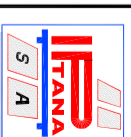


BENEFICIAR



COMPANIA NATIONALA DE AUTOSTRAZI
 SI DRUMURI NATIONALE DIN ROMANIA

PROIECTANT



IPTANA S.A.

INVESTITIA

AUTOSTRADA

DITRAU - TARGU NEAMT

CONTRACT Nr: 92 / 58623 / 4275

FAZA DE PROIECTARE
 Studiu de Fezabilitate
 Varianta optima
 de construire

Proiectat ing. I. Dumitrescu <i>I. Dumitrescu</i>	Desenat ing. I. Dumitrescu <i>I. Dumitrescu</i>
Verificat ing. A. Tudor <i>A. Tudor</i>	Seft Proiect ing. V. Osman <i>V. Osman</i>

LUCRARI DE PODURI

Scara: 1:500; 1:200

Data: IANUARIE 2011

DISPOZITIE GENERALA

POD KM 2+644.90 + KM 2+675.10

Cod: IPT-SF-P-DG-002

Rev. 0