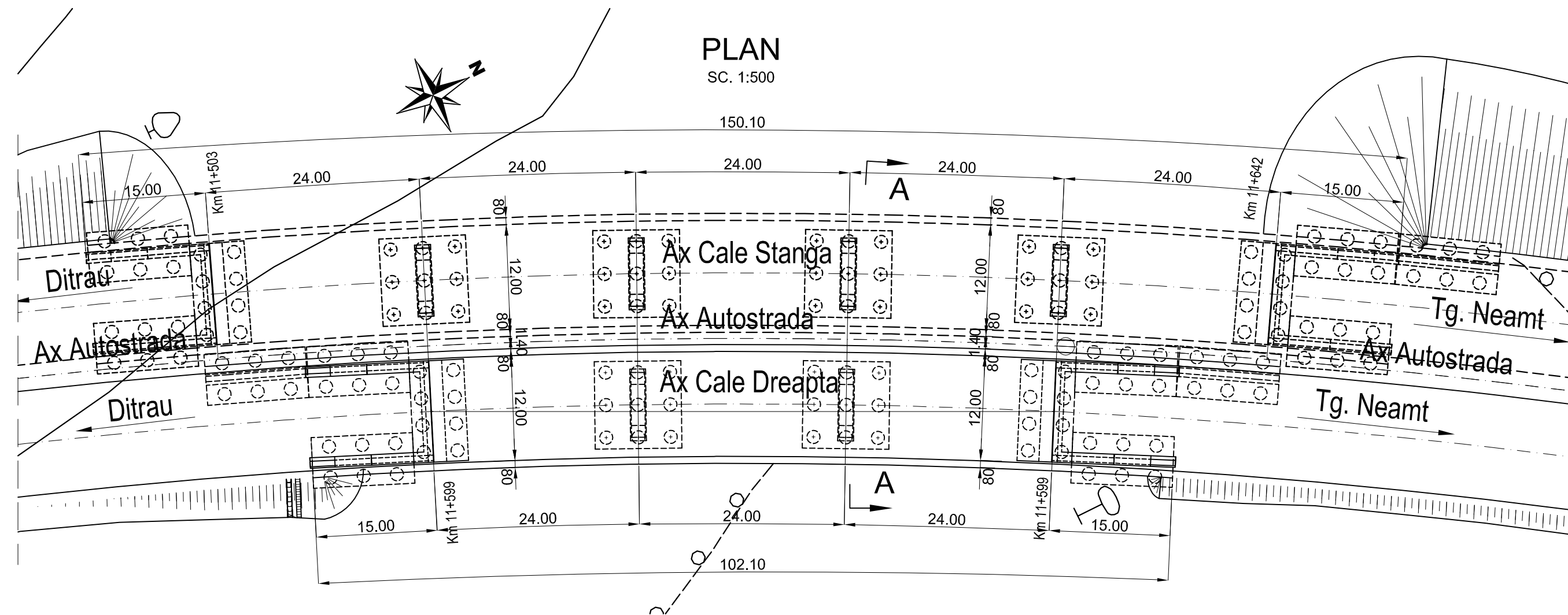
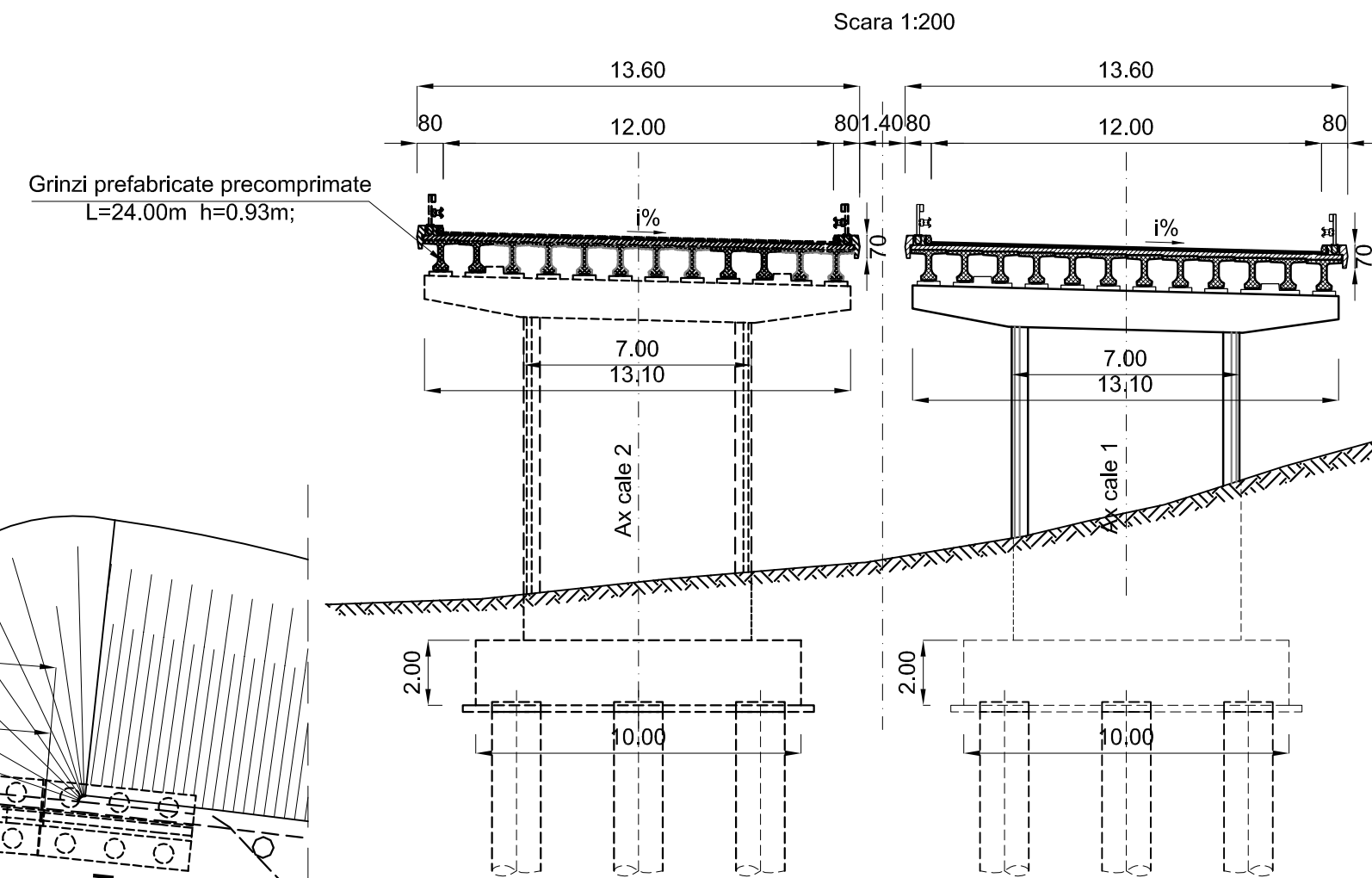
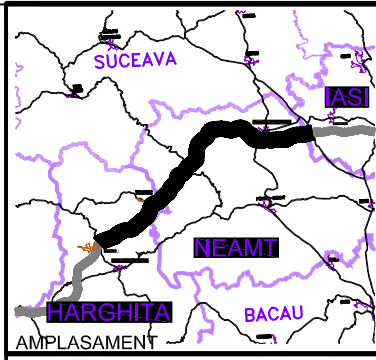


### SECTIUNE TRANSVERSALA A-A



Convoi de calcul conform SR EN 1991-2-2005  
 Caracteristicile seismice ale zonei:  $a_g=0.12g$ ,  
 $T_c=0.70s$  conform cod P100-1/2006  
 Zona seismica "6" conform SR11100/1-1993  
 Categoria de importanta privind calitatea "B"



**BENEFICIAR**

COMPANIA NATIONALA DE AUTOSTRAZI  
SI DRUMURI NATIONALE DIN ROMANIA

**PROIECTANT**

**IPTANA S.A.**

**INVESTITIA**

AUTOSTRADA  
DITRAU - TARGU NEAMT

CONTRACT Nr: 92 / 58623 / 4275

**FAZA DE PROIECTARE**

Studiu de Fezabilitate  
Varianta optima  
de construire

Proiectat ing. I. Dumitrescu <i>Dmit</i>	Desenat th. S. Cimpeanu <i>Scm</i>
Verificat ing. A. Tudor	Sef Proiect ing. V. Osman <i>Osman</i>

**LUCRARI DE PODURI**

Scara: 1:500; 1:200

Data: IANUARIE 2011

DISPOZITIE GENERALA  
CALE 1  
POD KM 11+527 + KM 11+599

CALE 2  
POD KM 11+503 + KM 11+623