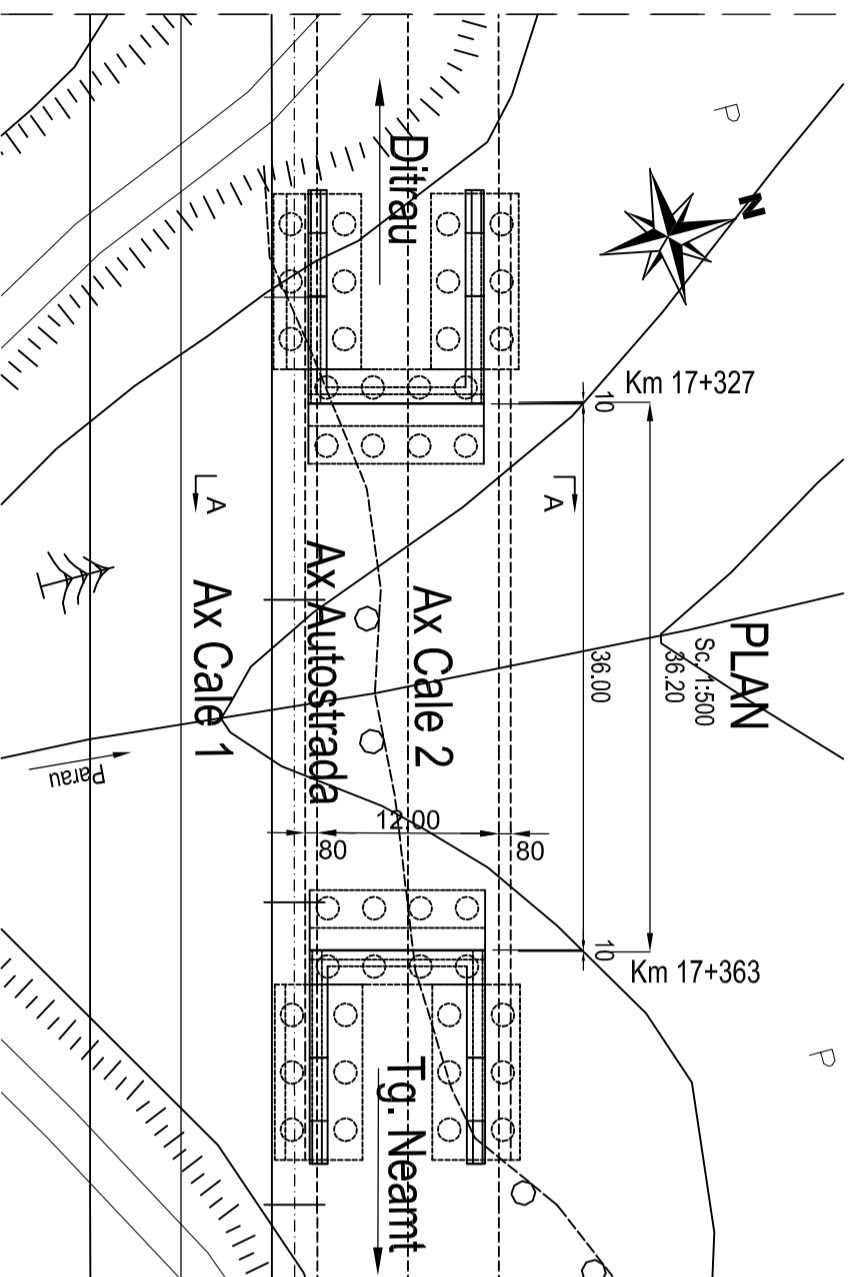
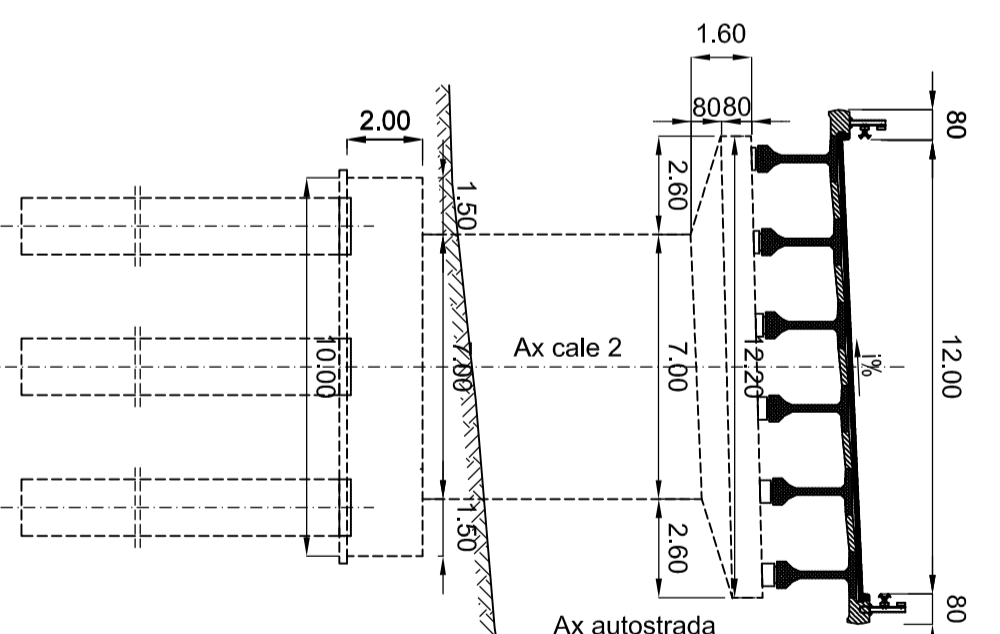
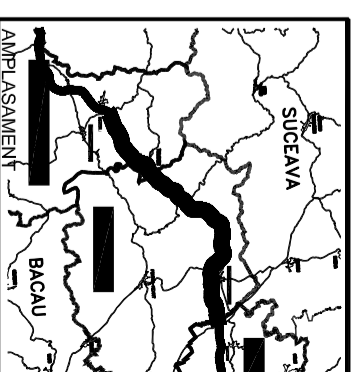


SECTIUNE TRANSVERSALA A-A

Scara 1:200



Convoi de calcul conform SR EN 1991-2-2005
 Caracteristicile seismice ale zonei: $a_g=0.16g$,
 $T_c=0.70s$ conform cod P100-1/2006
 Zona seismica "6" conform SR11100/1-1993
 Categoria de importanta privind calitatea "B"



BENEFICIAR



COMPANIA NATIONALA DE AUTOSTRAZI
 SI DRUMURI NATIONALE DIN ROMANIA

PROIECTANT



IPTANA S.A.

INVESTITIA

AUTOSTRADA
 DITRAU - TARGU NEAMT

CONTRACT Nr: 92 / 58623 / 4275

FAZA DE PROIECTARE
 Studiu de Fezabilitate
 Varianta optima
 de construire

Proiectat Ing. I. Dumitrescu	Desenat th. S. Cimpeanu
Verificat Ing. A. Tudor	Sef Proiect Ing. V. Osman

LUCRARI DE PODURI

Scara: 1:500; 1:200

Data: IANUARIE 2011

DISPOZITIE GENERALA

CALE 2
 POD KM 17+327 + KM 17+363