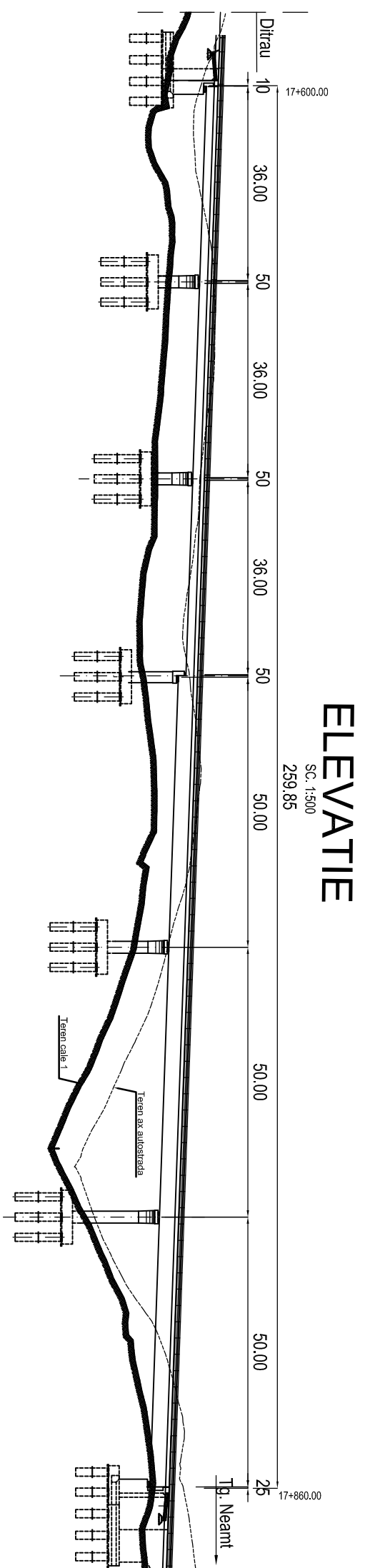


SECTIUNE TRANSVERSALA A-A

Scara 1:200

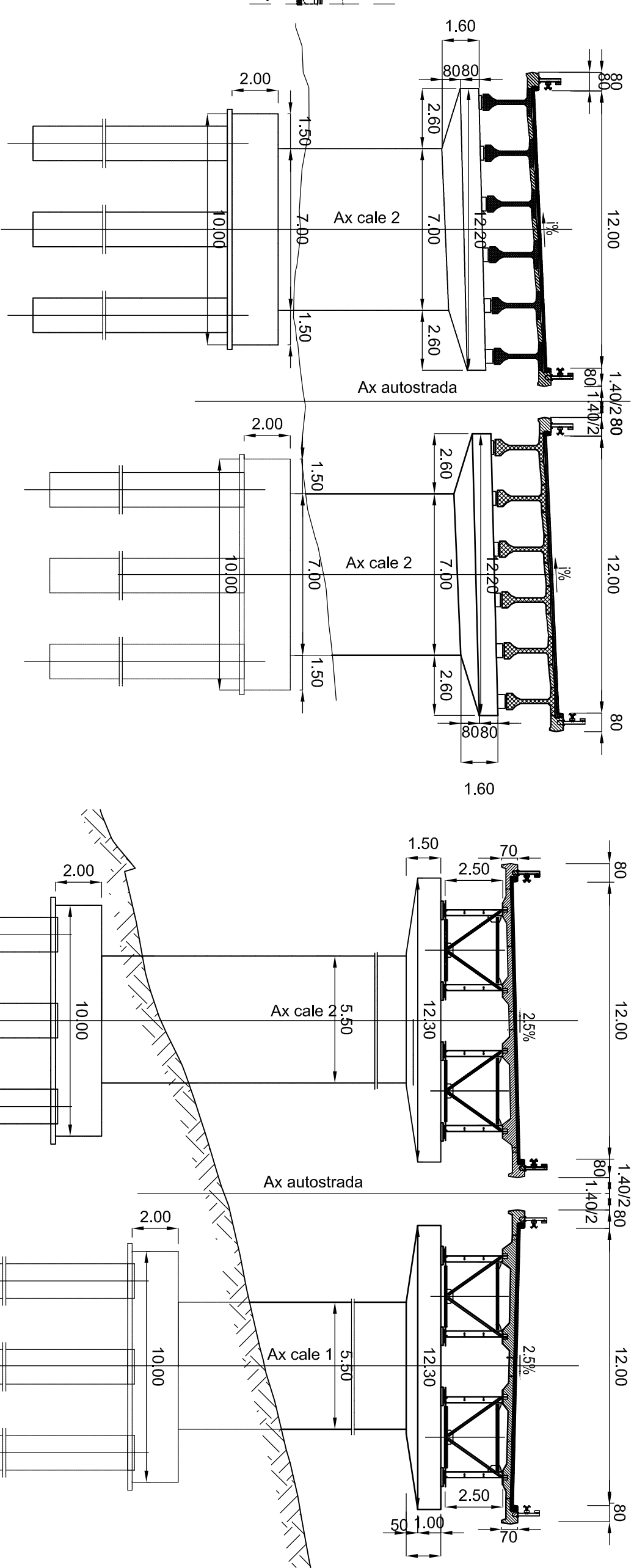


ELEVATIE

Sc. 1:500
259.85

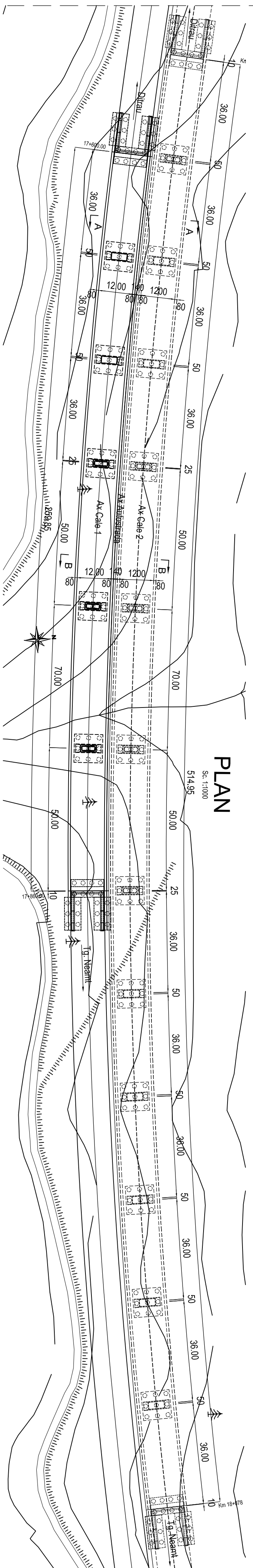
SECTIUNE TRANSVERSALA B-B

Scara 1:200

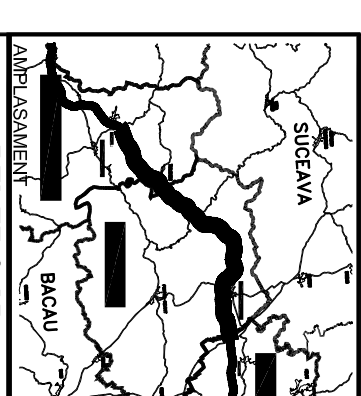


PLAN


Sc. 1:1000
514.95



Convoi de calculi conform SR EN 1991-2-2005
Caracteristicile seismice ale zonei: $a_g = 0.16g$,
 $T_c = 0.70s$ conform cod P100-1/2006
Zona seismică "6" conform SR11100/1-1993
Categorie de importanță privind calitatea "B"



BENEFICIAR



COMPANIA NATIONALA DE AUTOSTRAZI
SI DRUMURI NATIONALE DIN ROMANIA

PROIECTANT



IPTANA S.A.

INVESTITIA

AUTOSTRADA
DITRAU - TARGU NEAMT

CONTRACT Nr. 92 / 58623 / 4275

FAZA DE PROIECTARE
Studiu de Fezabilitate
Varianta optima
de construire

| | |
|--------------------|-----------------|
| Proiectat | Desenat |
| Ing. I. Dumitrescu | th. S. Cimpeanu |
| Verificat | Seif Proiect |
| Ing. A. Tudor | Ing. V. Osman |

LUCRARI DE PODURI

Scara: 1:1000-1:200

Data: IANUARIE 2011

DISPOZITIE GENERALA

CALE 1
POD KM 17+600 + KM 17+860

CALE 2
POD KM 17+563 + KM 18+078

Cod: IPT-SF-PD-G-027

Rev. 0