

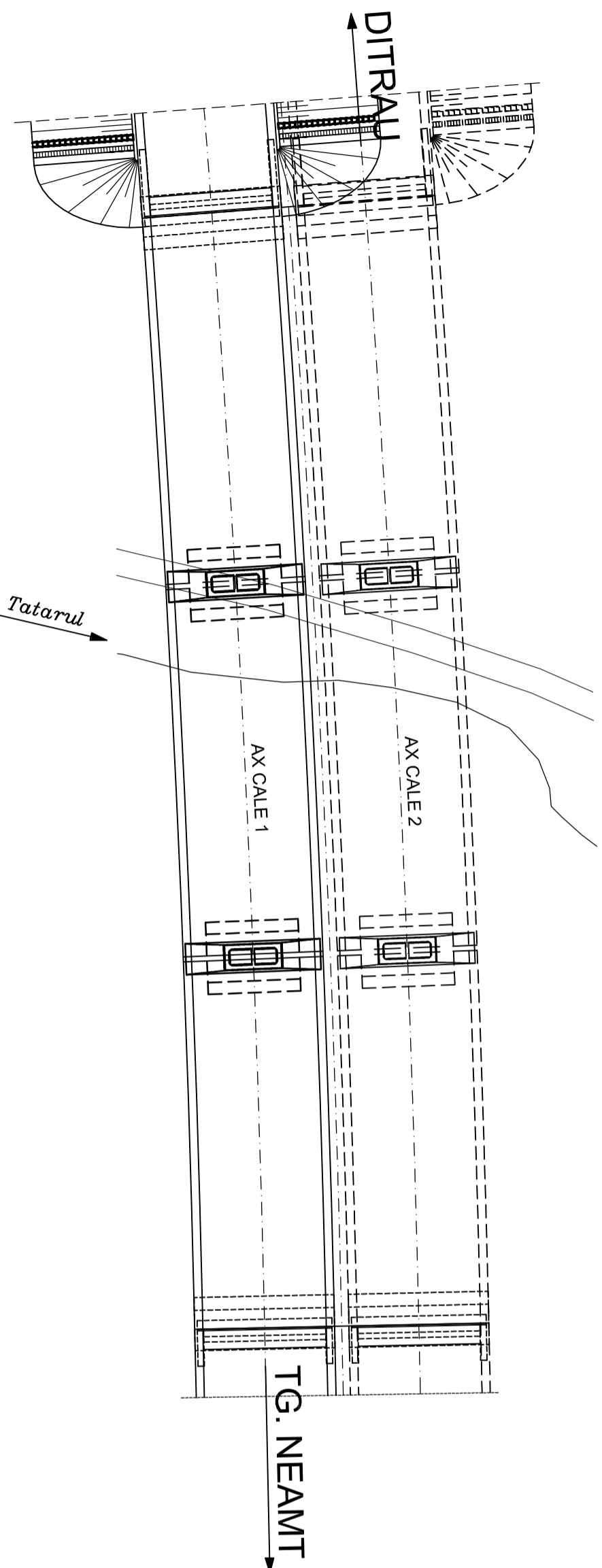
ELEVATIE

Scara 1:500
118.60



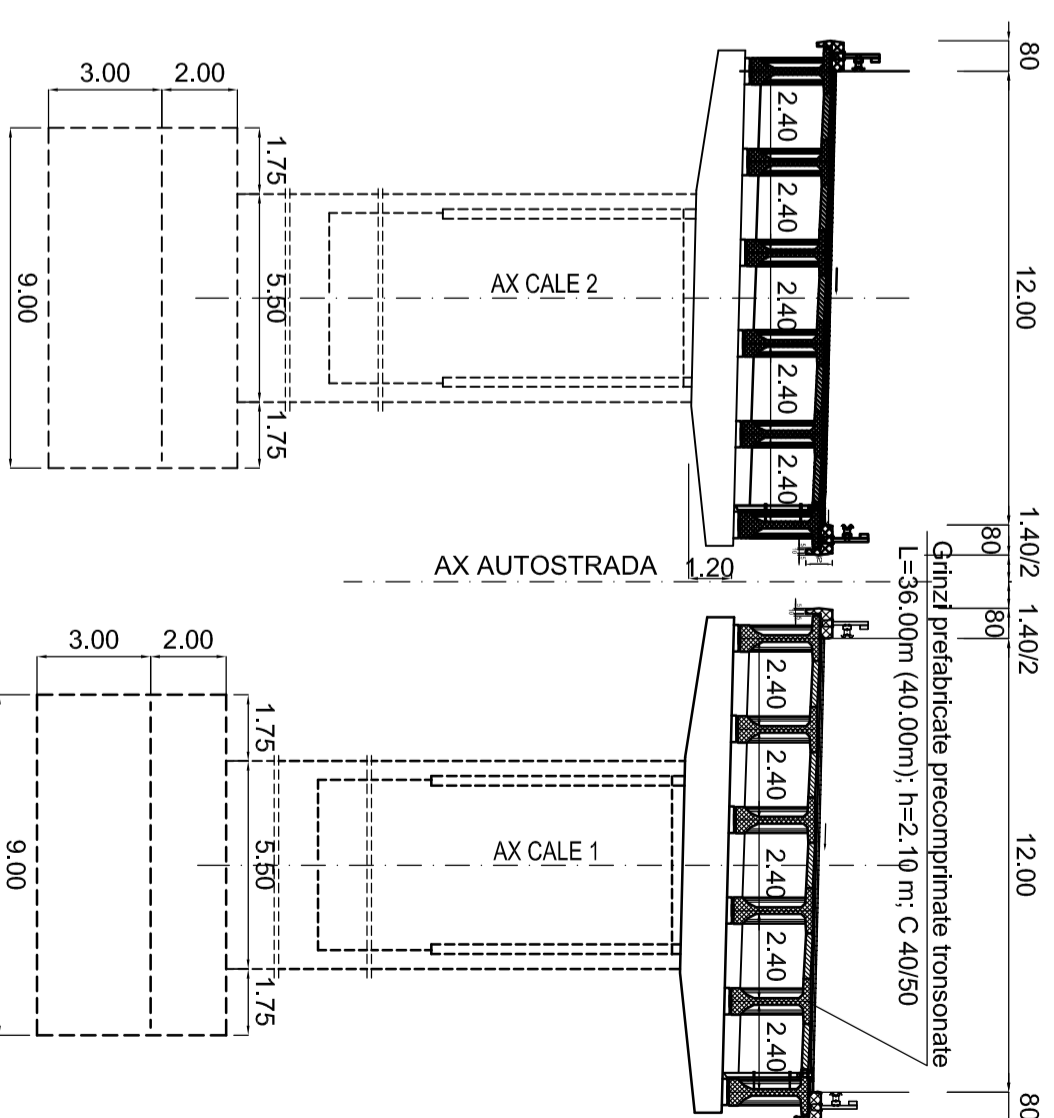
PLAN

Scara 1:500

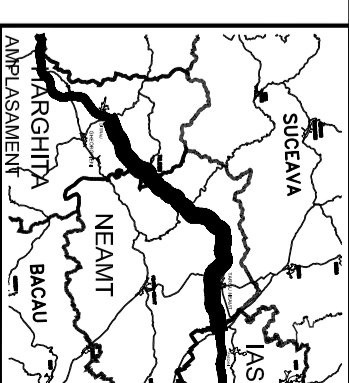


SECTIUNE TRANSVERSALA

SC. 1:200



Convoi de calcul conform SR EN 1991-2-2005
Caracteristicile seismice ale zonei: $a_g=0.16g$,
Tc=0.70s conform cod P100-1/2006
Zona seismică "6" conform SR11100/1-1993
Categorie de importanță privind calitatea "B"



BENEFICIAR



COMPANIA NATIONALA DE AUTOSTRAZI
SI DRUMURI NATIONALE DIN ROMANIA

PROIECTANT



IPTANA S.A.

INVESTITIA

AUTOSTRADA
DITRAU - TARGU NEAMT

CONTRACT NR: 92 / 58623 / 4275

FAZA DE PROIECTARE
Studiu de Fezabilitate
Varianta optima
de construire

Proiectat Ing. I. Dumitrescu	Desenat Ing. I. Dumitrescu
Verificat Ing. A. Tudor	Sef Proiect Ing. V. Osman

LUCRARI DE PODURI

Scara: 1:500; 1:200
Data: IANUARIE 2011

DISPOZITIE GENERALA
POD KM 19+172.87 + KM 19+282.07

Cod: IPT-SF-PD-Q-031 Rev. 0