

ELEVATIE CALE 2

Scara 1:500


291.90

DITRAU

TG. NEAMT

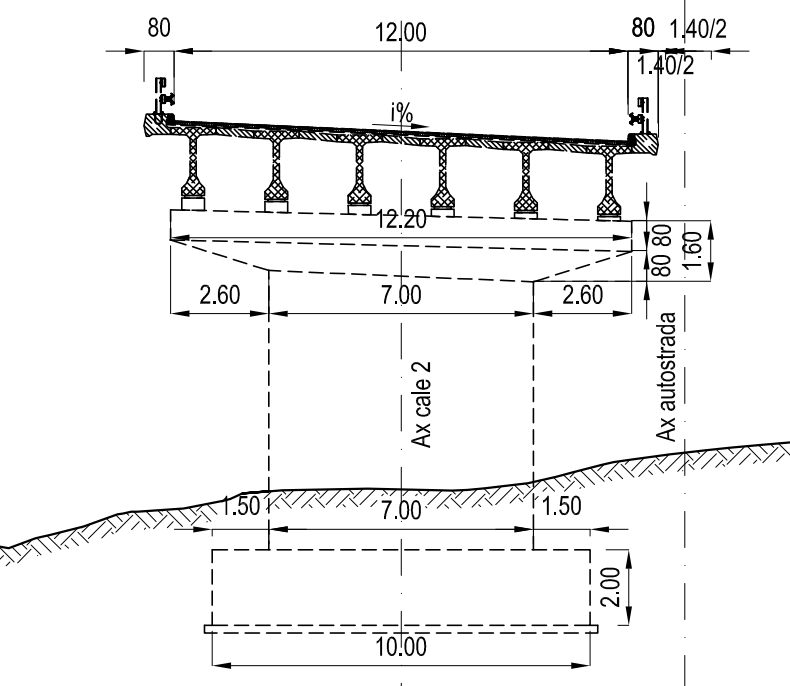
VEDERE PLANA

Scara 1:500

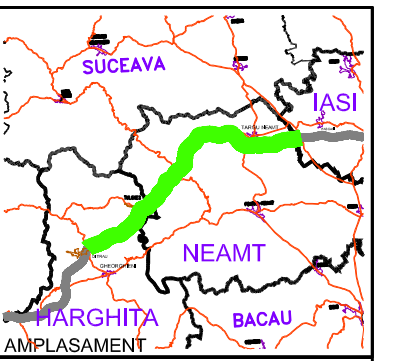


SECTIUNE TRANSVERSALA

Scara 1:200



Convoi de calcul conform SR EN 1991-2-2005  
 Caracteristicile seismice ale zonei:  $a_g=0.16g$ ,  
 $T_c=0.70s$  conform cod P100-1/2006  
 Zona seismica "6" conform SR11100/1-1993  
 Categoria de importanta privind calitatea "B"



BENEFICIAR



COMPANIA NATIONALA DE AUTOSTRAZI  
 SI DRUMURI NATIONALE DIN ROMANIA

PROIECTANT



IPTANA S.A.

INVESTITIA

AUTOSTRADA  
 DITRAU -TARGU NEAMT

CONTRACT Nr: 92 / 58623 / 4275

FAZA DE PROIECTARE  
 Studiu de Fezabilitate  
 Varianta optima  
 de construire

|                            |                              |
|----------------------------|------------------------------|
| Proiectat<br>ing. A. Ghita | Desenat<br>ing. A. Ghita     |
| Verificat<br>ing. A. Tudor | Sef Proiect<br>ing. V. Osman |

LUCRARI DE PODURI

Scara: 1:500/1:200

Data: IANUARIE 2011

DISPOZITIE GENERALA  
 Pod km 34+074.03+34+365.93