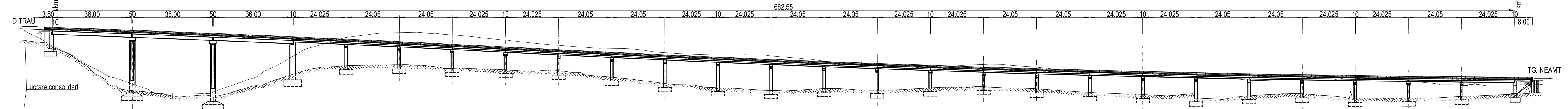
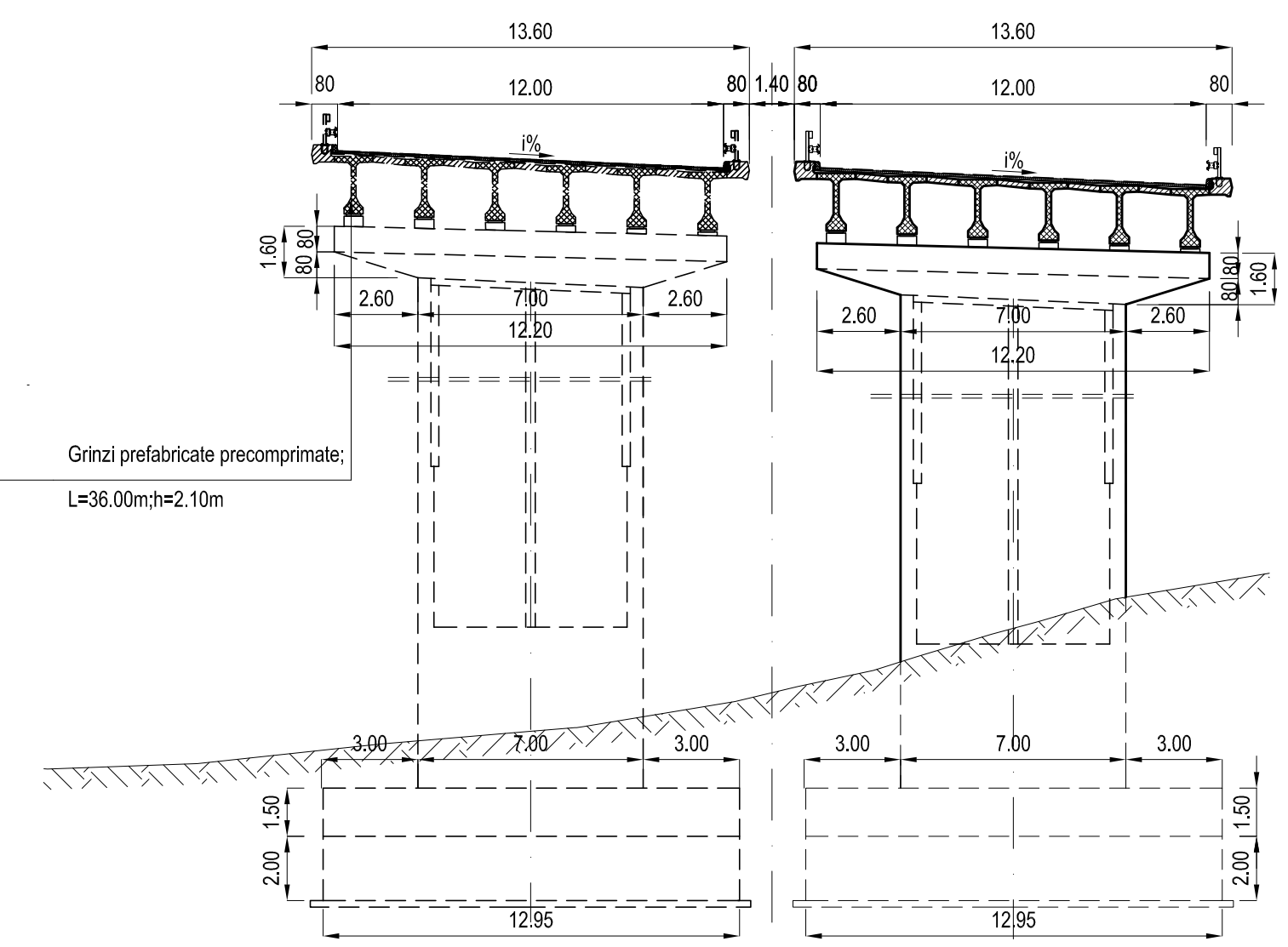


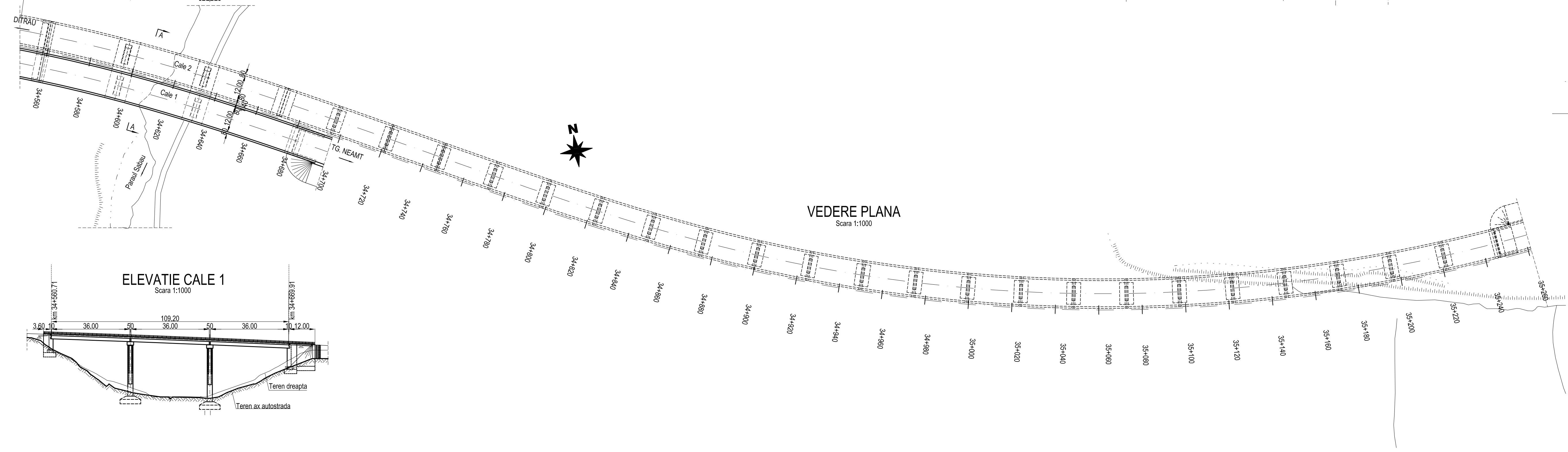
ELEVATIE CALE 2
Scara 1:1000



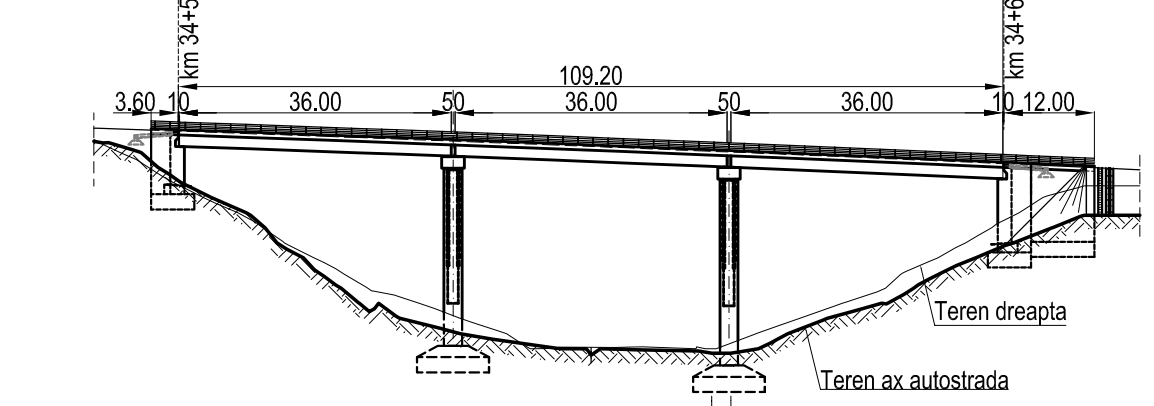
SECTIUNE TRANSVERSALA A-A
Scara 1:200



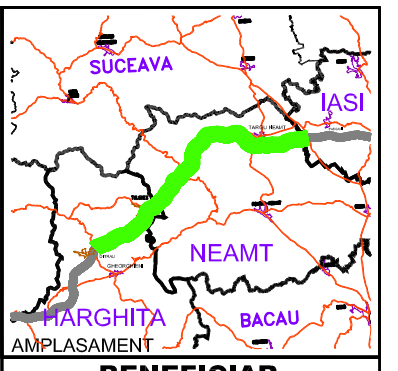
VEDERE PLANA
Scara 1:1000



ELEVATIE CALE 1
Scara 1:1000



Convoi de calcul conform SR EN 1991-2-2005
Caracteristicile seismice ale zonei: $a_g=0.16g$,
 $T_c=0.70s$ conform cod P100-1/2006
Zona seismica "6" conform SR11100/1-1993
Categoria de importanta privind calitatea "B"



BENEFICIAR
COMPANIA NATIONALA DE AUTOSTRAZI
SI DRUMURI NATIONALE DIN ROMANIA

PROIECTANT
IPTANA S.A.

INVESTITIA
AUTOSTRADA
DITRAU - TARGU NEAMT
CONTRACT Nr: 92 / 58623 / 4275

FAZA DE PROIECTARE
Studiu de Fezabilitate
Varianta optima
de construire

Proiectat ing. A. Ghita	Desenat ing. A. Ghita
Verificat ing. A. Tudor	Seif Proiect ing. V. Osman

LUCRARI DE PODURI
Scara: 1:1000/1:200
Data: IANUARIE 2011

DISPOZITIE GENERALA
Pod km 34+560.71+34+669.91
cale 1
Pod km 34+560.71+35+223.26
cale 2

Cod: IPT-SF-P-DG-060 Rev. 0