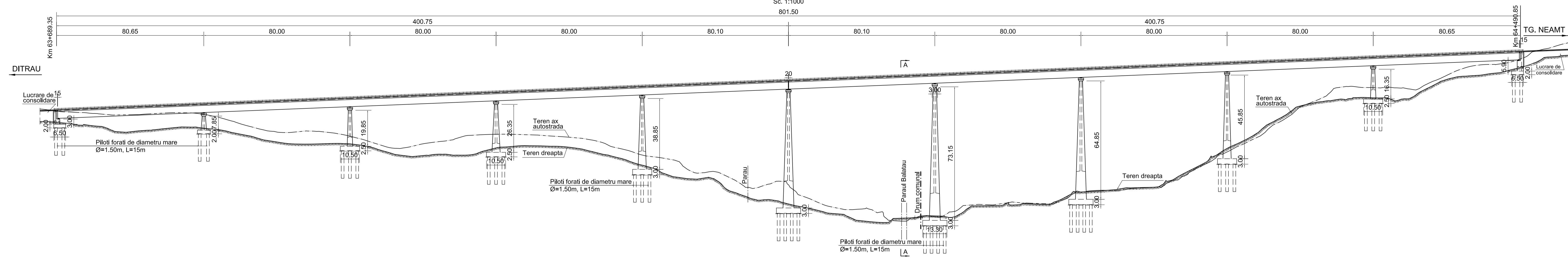


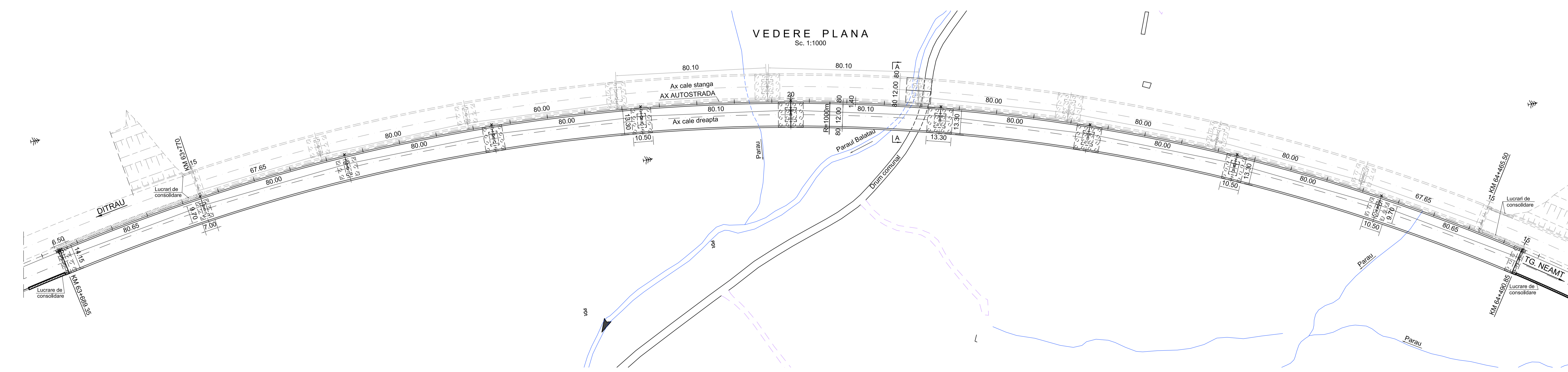
ELEVATIE

Sc. 1:1000
801.50



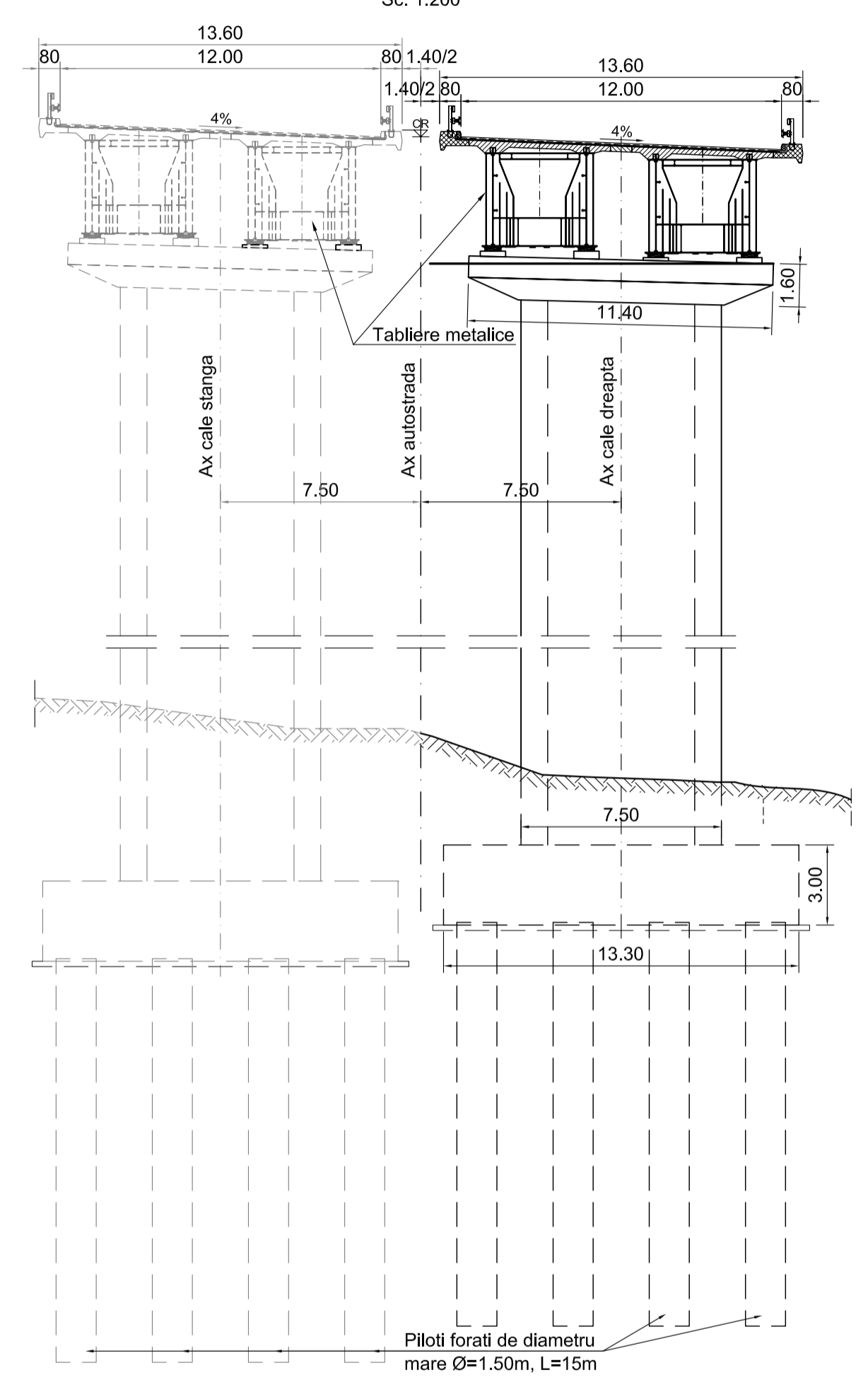
VEDERE PLANA

Sc. 1:1000

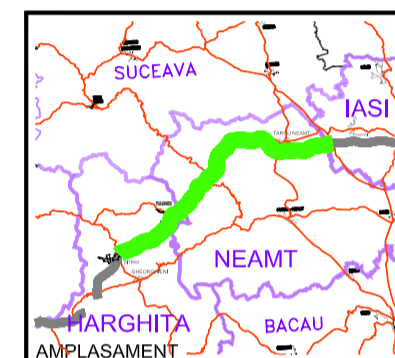


SECTIUNE TRANSVERSALA A - A

Sc. 1:200



Convoi de calcul conform SR EN 1991-2-2005
 Caracteristicile seismice ale zonei: $a_g=0.20g$,
 $T_c=0.70s$ conform cod P100-1/2006
 Zona seismica "6" conform SR11100/1-1993
 Categoria de importanta privind calitatea "B"



BENEFICIAR



COMPANIA NATIONALA DE AUTOSTRAZI SI DRUMURI NATIONALE DIN ROMANIA

PROIECTANT



INVESTITIA

AUTOSTRADA DITRAU - TARG NEAMT

CONTRACT Nr: 92 / 58623 / 4275

FAZA DE PROIECTARE

Studiu de Fezabilitate

Proiectat ing. D. Otanglu

Desenat ing. D. Otanglu

Verificat ing. Nicoleta Avram

Sef Proiect ing. V. Osman

LUCRARI DE PODURI

Scara: 1:1000, 1:200

Data: IANUARIE 2011

DISPOZITIE GENERALA

POD

KM 63+689.35 - KM 64+490.65

IPT - SF - P - DG - 110 Rev.0