
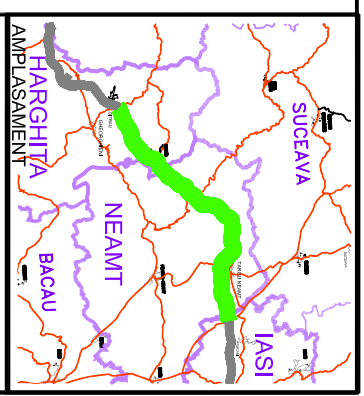
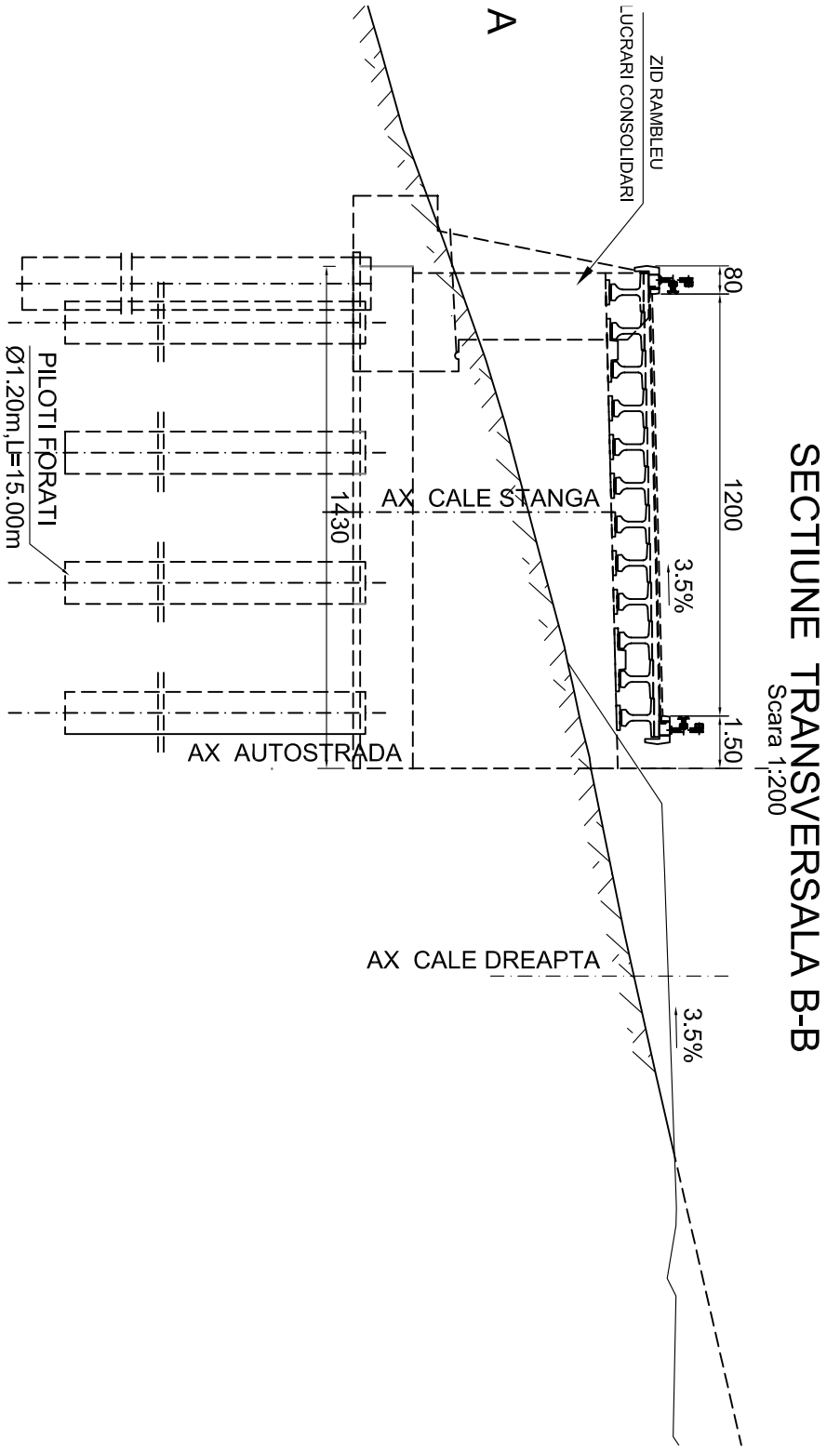
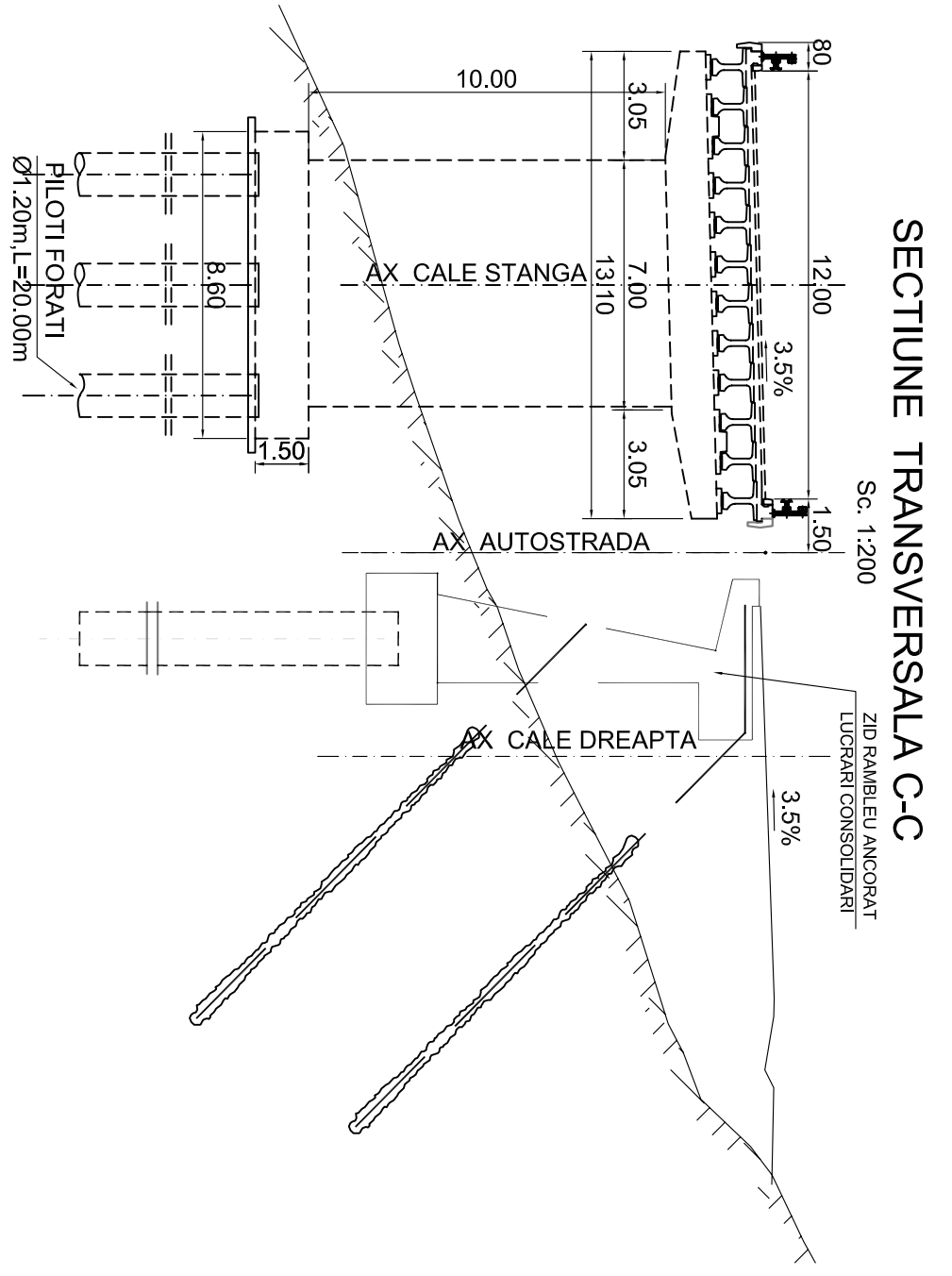


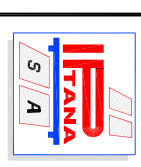
CONVOI DE CALCUL CONFORM SR EN 1991-2-2005  
 ZONA SEISMICA : 6 - CONFORM SR 11100/1-93  
 CARACTERISTILE SEISMICE ALE ZONEI CONFORM COD P100-1/2006  
 ag=0.2g; Tc =0.7sec  
 ag - acceleratia terenului de proiectare  
 g - acceleratia gravitatonala  
 CATEGORIA DE IMPORTANTA PRIVIND CALITATEA : "B"



**BENEFICIAR**

COMPANIA NATIONALA DE AUTOSTRAZI  
 SI DRUMURI NATIONALE DIN ROMANIA

**PROIECTANT**



**IPTANA S.A.**

**INVESTITIA**

AUTOSTRADA  
 DITRAU - TARGU NEAMT

CONTRACT Nr.: 92 / 58623 / 4275

**FAZA DE PROIECTARE**  
 Studiu de Fezabilitate

Proiectat ing. R. Popa	Desenat ing. R. Popa
Verificat Ing. C. Gădea	Señ Proiect ing. V. Osman

**LUCRARI DE PODURI**

Scara: 1:500, 1:200  
 Data: IANUARIE 2011

**DISPOZITIE GENERALA**

POD Km 72+906-72+978.20

Cod: IPT-SF-P-DG-125 Rev. 0