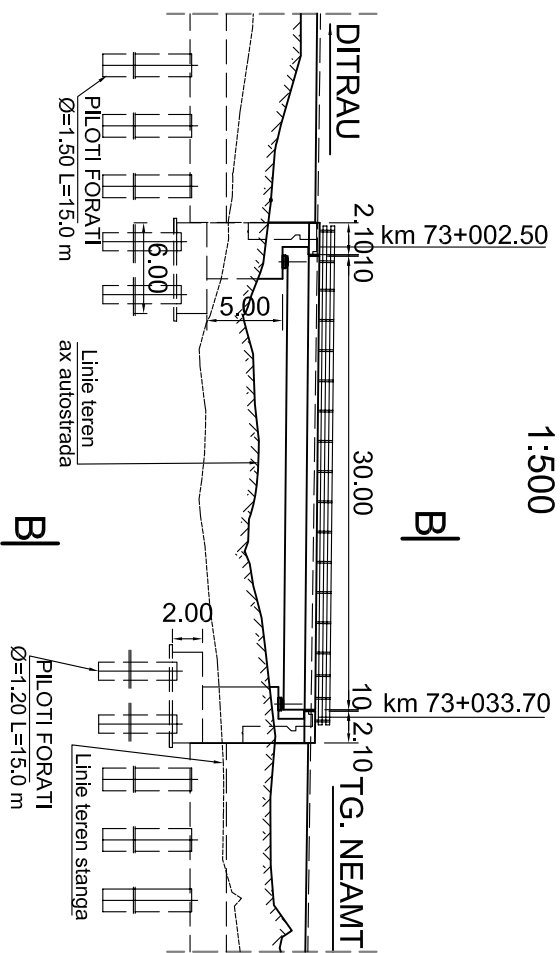
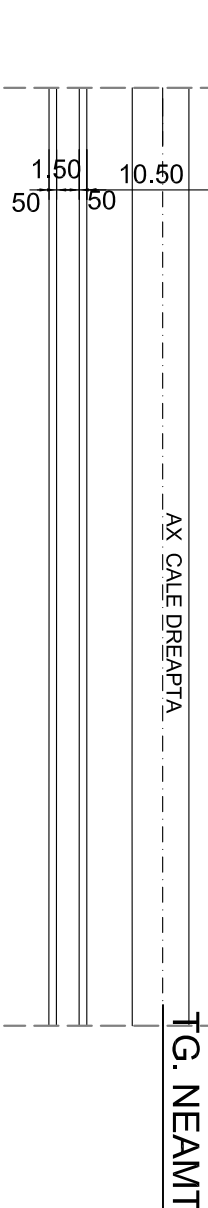
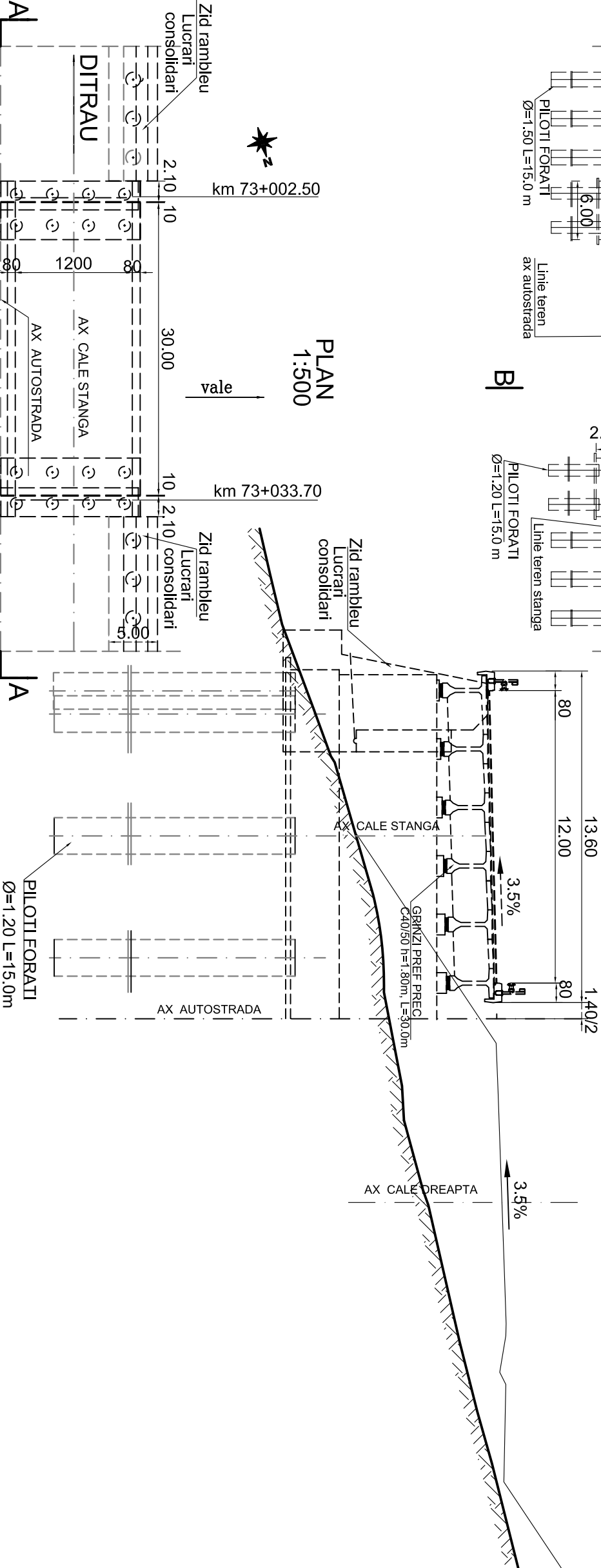



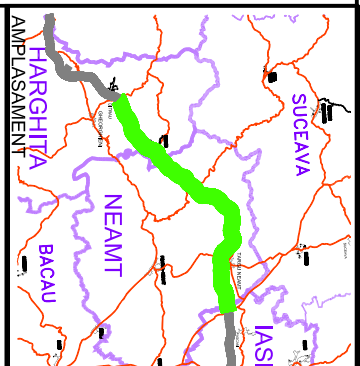
ELEVATIE-CALE STANGA A-A 1:500



SECTIUNE TRANSVERSALA A - A Sc. 1:200

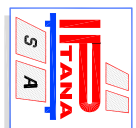


CONVOI DE CALCUL CONFORM SR EN 1991-2-2005
 ZONA SEISMICA : 6 - CONFORM SR 11100/1-93
 CARACTERISTILE SEISMICE ALE ZONEI CONFORM COD P100-1/2006
 ag=0.2g; Tc =0.7sec
 ag - acceleratia terenului de proiectare
 g - acceleratia gravitatonala
 CATEGORIA DE IMPORTANTA PRIVIND CALITATEA : "B"



COMPANIA NATIONALA DE AUTOSTRAZI
 SI DRUMURI NATIONALE DIN ROMANIA

PROIECTANT



IPTANA S.A.

INVESTITIA

AUTOSTRADA
 DITRAU -TARGU NEAMT

CONTRACT Nr: 92 / 58623 / 4275

FAZA DE PROIECTARE

Studiu de Fezabilitate

Proiectat Ing. R. Popa	Desenat Ing. R. Popa
Verificat Ing. C. Gădea	Seif Proiect Ing. V. Osman

LUCRARI DE PODURI

Scara: 1:500, 1:200

Data: IANUARIE 2011

DISPOZITIE GENERALA

POD Km 73+002,50-73+033,70

Cod: IPT-SF-P-DG-128

Rev. 0