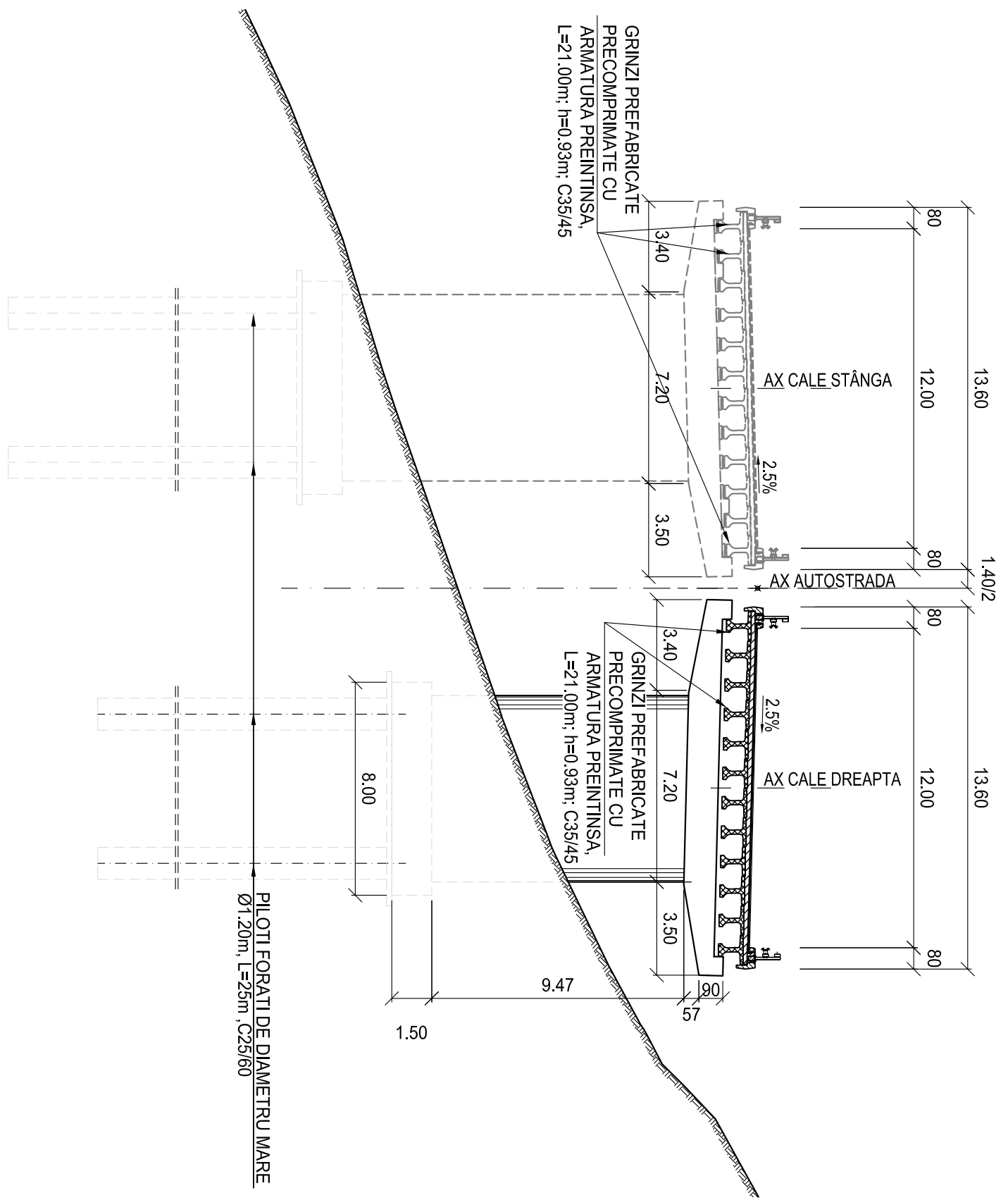
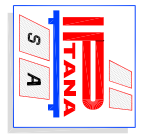

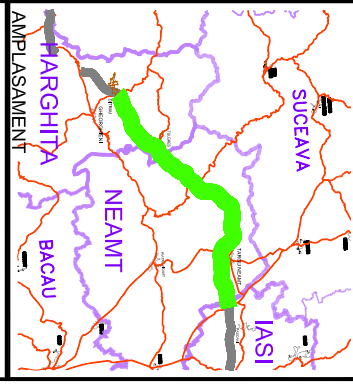


SECTIUNE TRANSVERSALA A-A

SCARA 1:200



CONVOI DE CALCUL CONFORM SR EN 1991-2-2:2005
 ZONA SEISMICA : 6 - CONFORM SR 11100/1-93
 CARACTERISTILE SEISMICE ALE ZONEI CONFORM COD P100-1/2006
 ag=0.2g; Tc =0.7sec
 ag - acceleratia terenului de proiectare
 g - acceleratia gravitationala
 CATEGORIA DE IMPORTANTA PRIVIND CALITATEA : "B"

 IPTANA S.A.			
INVESTITIA AUTOSTRADA DITRAU -TARGU NEAMT CONTRACT NR: 92 / 58623 / 4275		COMPANIA NATIONALA DE AUTOSTRAZI SI DRUMURI NATIONALE DIN ROMANIA	
PROIECTANT		BENEFICIAR	
Proiectat Ing. C. Hosman	Desenat Ing. C. Radu		
Verificat Ing. C. Gădeea	Șef Proiect Ing. V. Osman	LUCRARI DE PODURI Scara: 1:500 : 1:200 Data: IANUARIE 2011	
DISPOZITIE GENERALA POD Km 76+934 - Km 76+976			
Cod: IPT-Sr-P-S1+138		Rev: 0	