
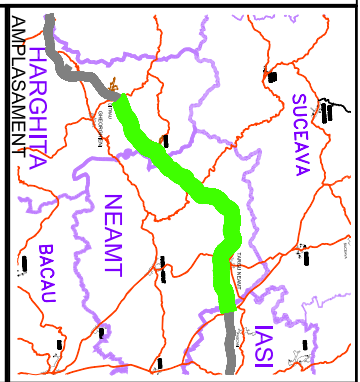


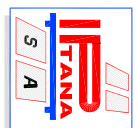
CONVOI DE CALCUL CONFORM SR EN 1991-2-2005
 ZONA SEISMICA : 6 - CONFORM SR 11100/1-93
 CARACTERISTILE SEISMICE ALE ZONEI CONFORM COD P100-1/2006
 $ag=0.2g$; $T_c = 0.7sec$
 ag - acceleratia terenului de proiectare
 g - acceleratia gravitatonala
 CATEGORIA DE IMPORTANTA PRIVIND CALITATEA : "B"



BENEFICIAR

COMPANIA NATIONALA DE AUTOSTRAZI
 SI DRUMURI NATIONALE DIN ROMANIA

PROIECTANT



IPTANA S.A.

INVESTITIA

AUTOSTRADA
 DITRAU -TARGU NEAMT

CONTRACT Nr: 92 / 58623 / 4275

FAZA DE PROIECTARE

Studiu de Fezabilitate

Proiectat ing. E. Ionița	Desenat ing. E. Ionița
Verificat ing. C. Gâdea	Sef Proiect ing. V. Osman

LUCRARI DE PODURI

Scara: 1:500, 1:200

Data: IANUARIE 2011

DISPOZITIE GENERALA
 POD km 84+654 - 84+694.10

Cod: IPT-SF-P-DG-153

Rev. 0