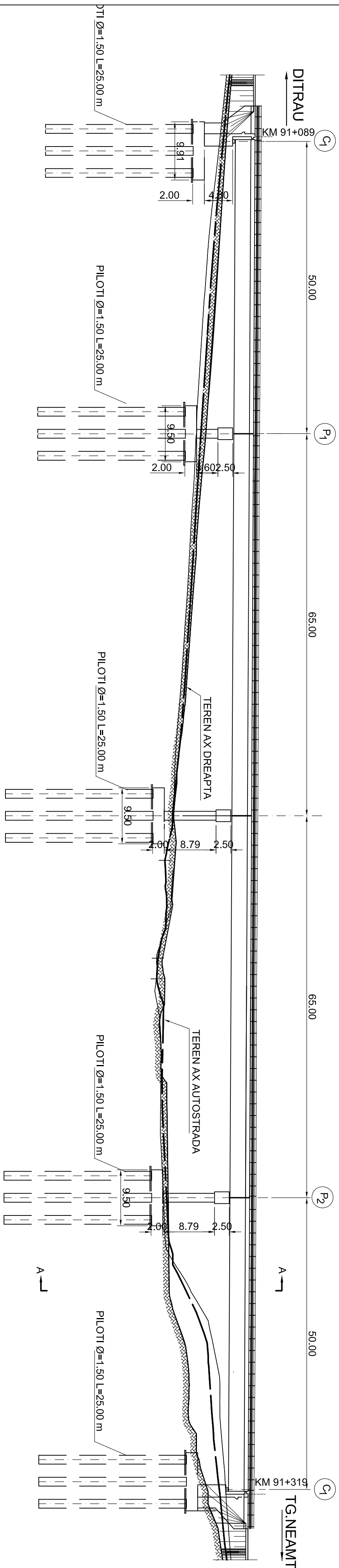


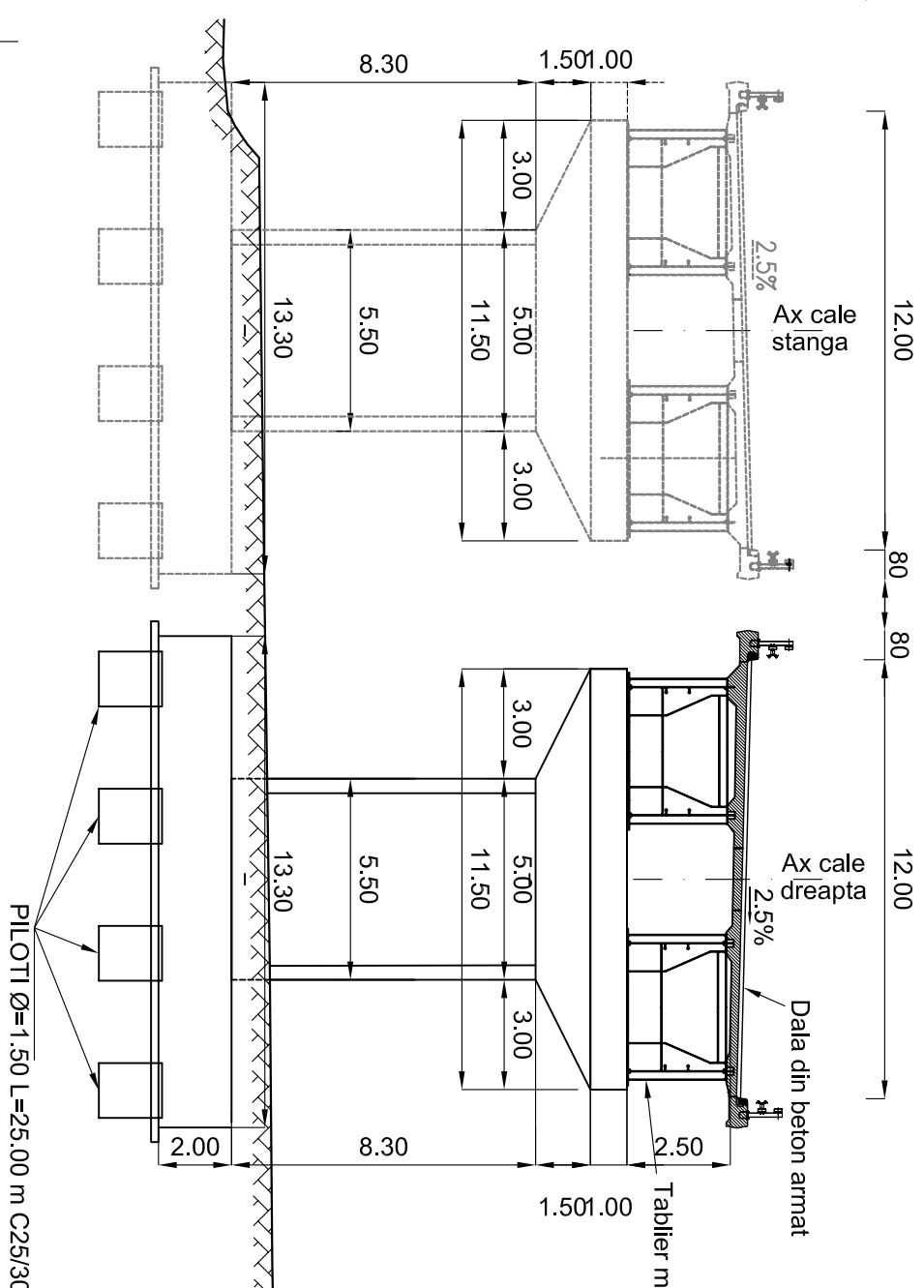
ELEVATIE

Sc 1:500



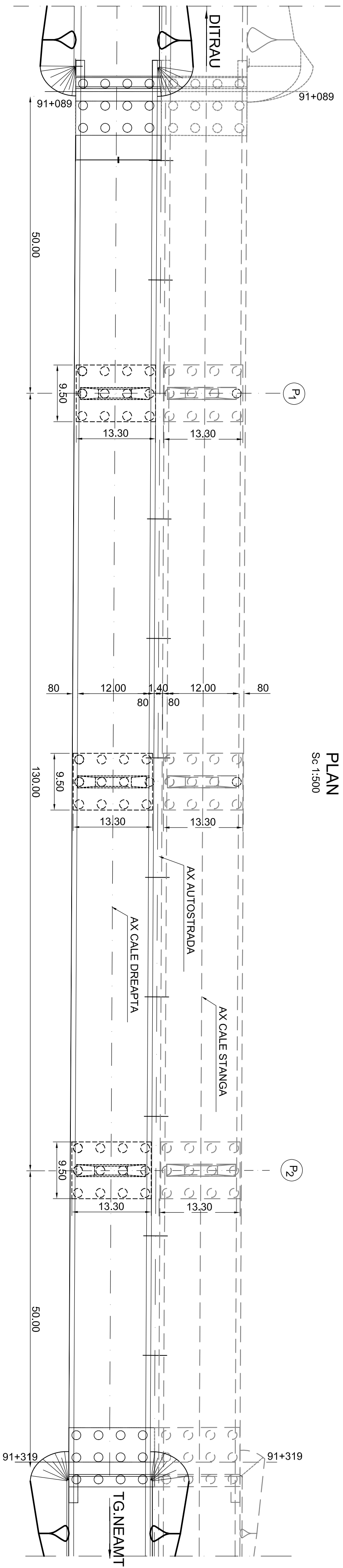
SECTIUNE TRANSVERSALA AA

Scara 1:200

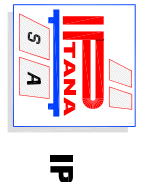

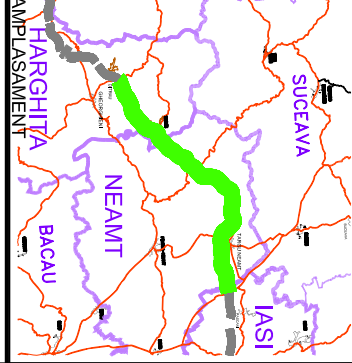


PLAN

Sc 1:500



CONVOI DE CALCUL CONFORM SR EN 1991-2-2005
 ZONA SEISMICA : 6 - CONFORM SR 11100/1-93
 CARACTERISTILE SEISMICE ALE ZONEI CONFORM COD P100-1/2006
 ag=0.2g; Tc =0.7sec
 a9 - accelerația terenului de proiectare
 9 - accelerația gravitațională
 CATEGORIA DE IMPORTANȚA PRIVIND CALITATEA : "B"

 IPTANA S.A.		 BENEFICIAR	
PROIECTANT COMPANIA NATIONALA DE AUTOSTRAZI SI DRUMURI NATIONALE DIN ROMANIA			
INVESTITIA AUTOSTRADA DITRAU - TARGU NEAMT		CONTRACT Nr. 92 / 58623 / 4275	
FAZA DE PROIECTARE Studiu de Fezabilitate			
Proiectat Ing. I. Dorcu	Desenat In. B. Feraru	Verificat Ing. C. Gădelea	
Set Proiect Ing. V. Osman		Verificat Ing. V. Osman	
LUCRARI DE PODURI Scara: 1:500, 1:200 Data: IANUARIE 2011			
DISPOZITIE GENERALA Pod Km 91+089 - 91+319			
Cod: PT-SF-F-06-163	Rev. 0	Cod: PT-SF-F-06-163	