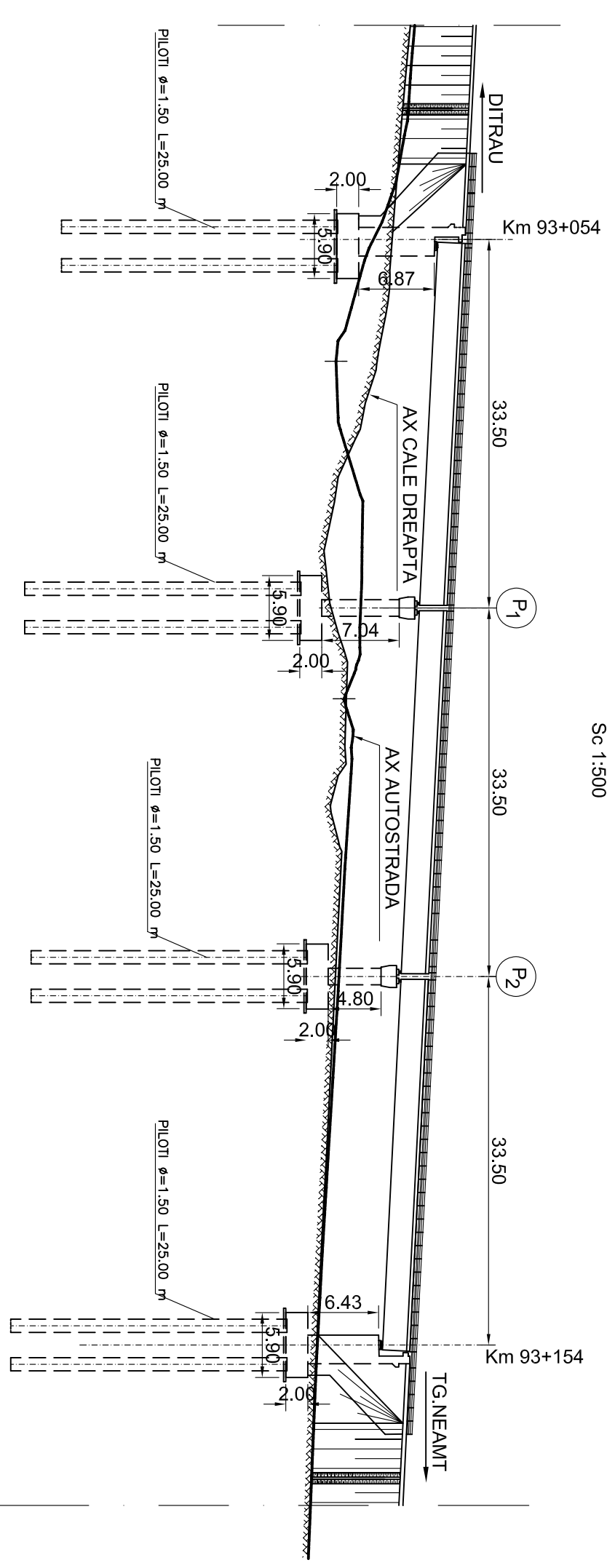




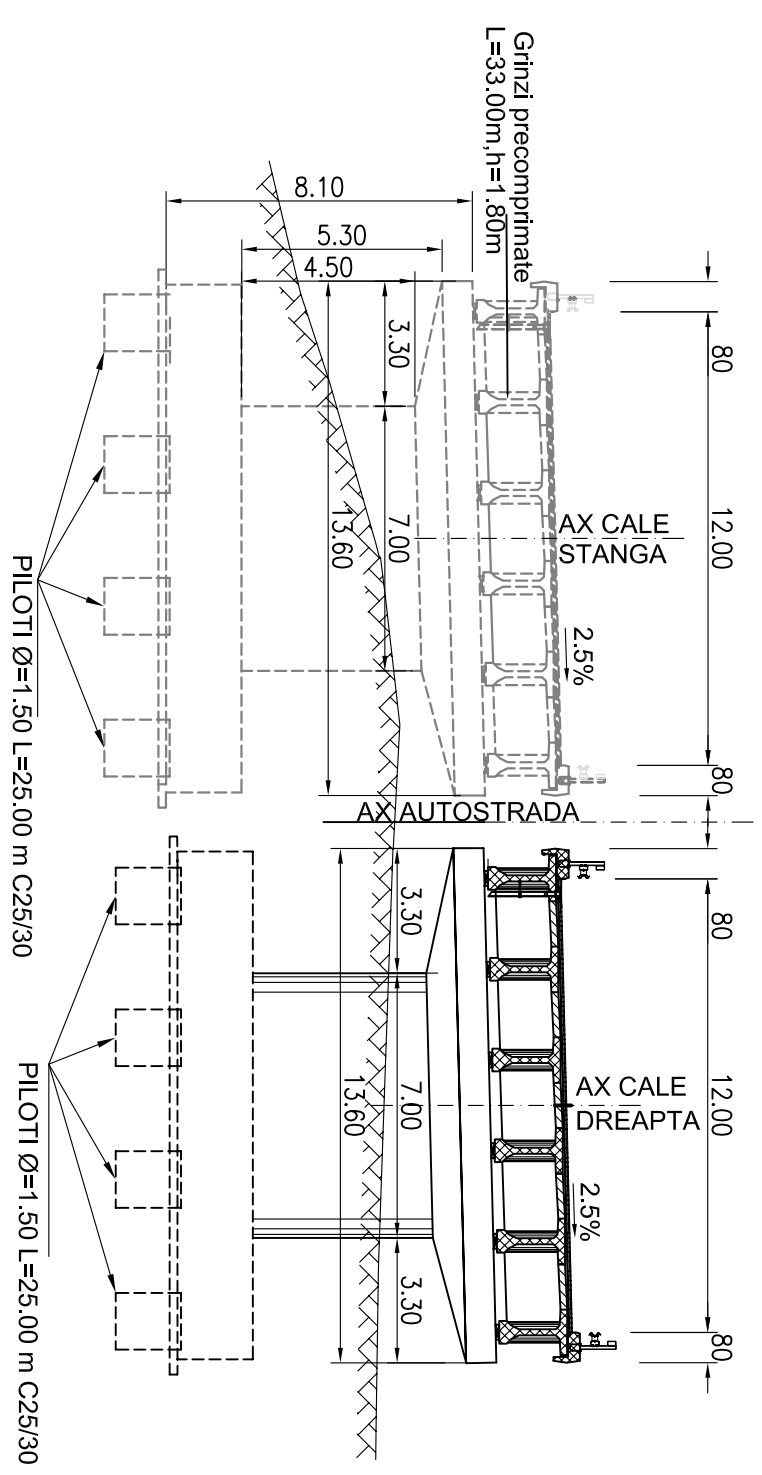
# ELEVATIE

Sc 1:500



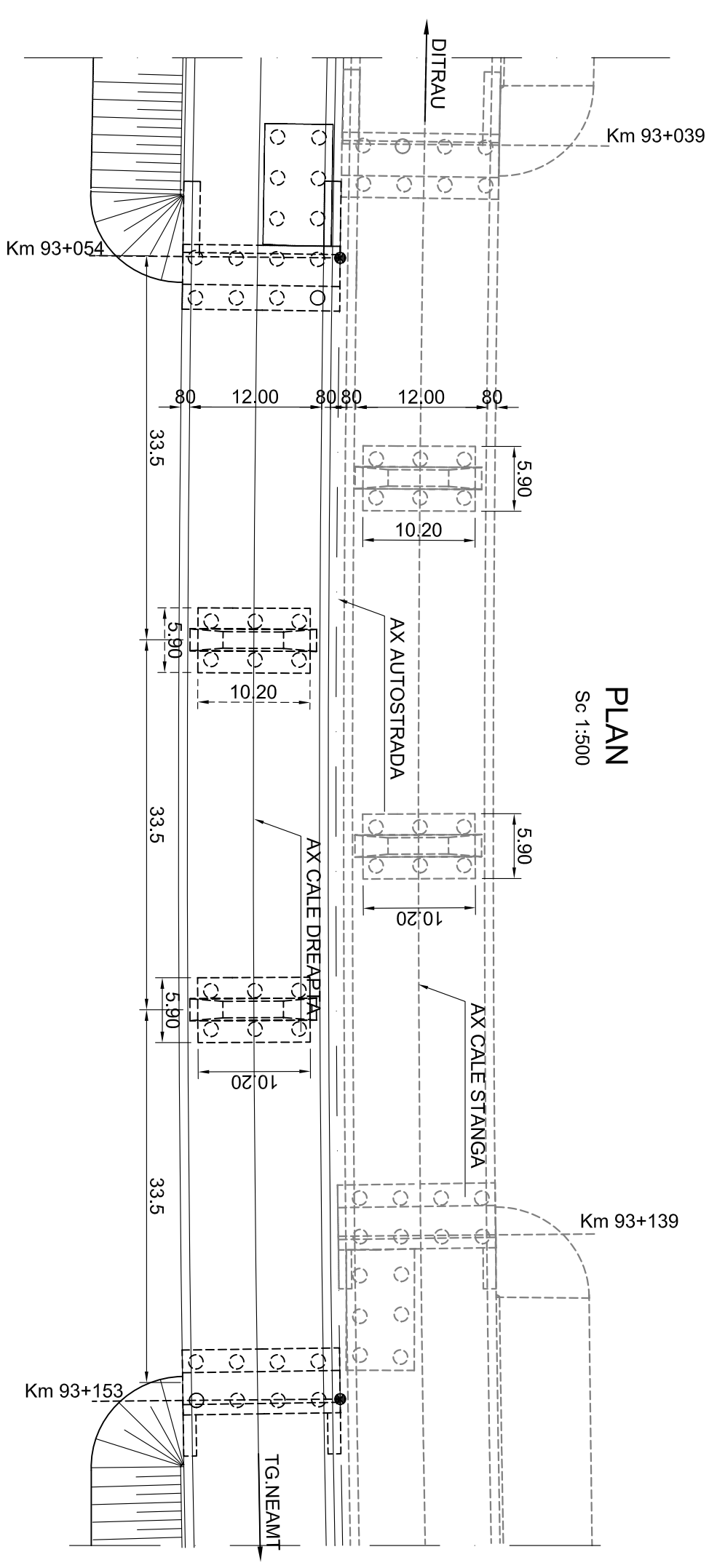
# SECTIUNE TRANSVERSALA A-A

Scara 1:200



# PLAN

Sc 1:500



CONVOI DE CALCUL CONFORM SR EN 1991-2-2005  
 ZONA SEISMICA : 6 - CONFORM SR 11100/1-93  
 CARACTERISTILE SEISMICE ALE ZONEI CONFORM COD P100-1/2006  
 $a_g=0.2g$ ;  $T_c=0.7sec$   
 $a_g$  - acceleratia terenului de proiectare  
 $g$  - acceleratia gravitationala  
 CATEGORIA DE IMPORTANTA PRIVIND CALITATEA : "B"

<b>IPTANA S.A.</b>		<b>BENEFICIAR</b> SUCEAVA NEAMT BACAU IASI HARGHITA AMPFLASMENT	COMPANIA NATIONALA DE AUTOSTRAZI SI DRUMURI NATIONALE DIN ROMANIA	<b>PROIECTANT</b>	<b>INVESTITIA</b> AUTOSTRADA DITRAU -TARGU NEAMT	CONTRACT Nr: 92 / 58623 / 4275	<b>FAZA DE PROIECTARE</b> Studiu de Fezabilitate	Proiectat Ing. I. Dorcu	Desenat th. B. Feraitu	Verificat Ing. C. Gădea	Sef Proiect Ing. V. Osman	<b>LUCRARI DE PODURI</b> Scara: 1:500, 1:200 Data: IANUARIE 2011	<b>DISPOZITIE GENERALA</b> Pod Km 93+054 - 93+153	Cod: IPT-SF-P-DG-166	Rev. 0
<b>PROIECTANT</b>								Verificat Ing. C. Gădea	Sef Proiect Ing. V. Osman	<b>DISPOZITIE GENERALA</b> Pod Km 93+054 - 93+153					