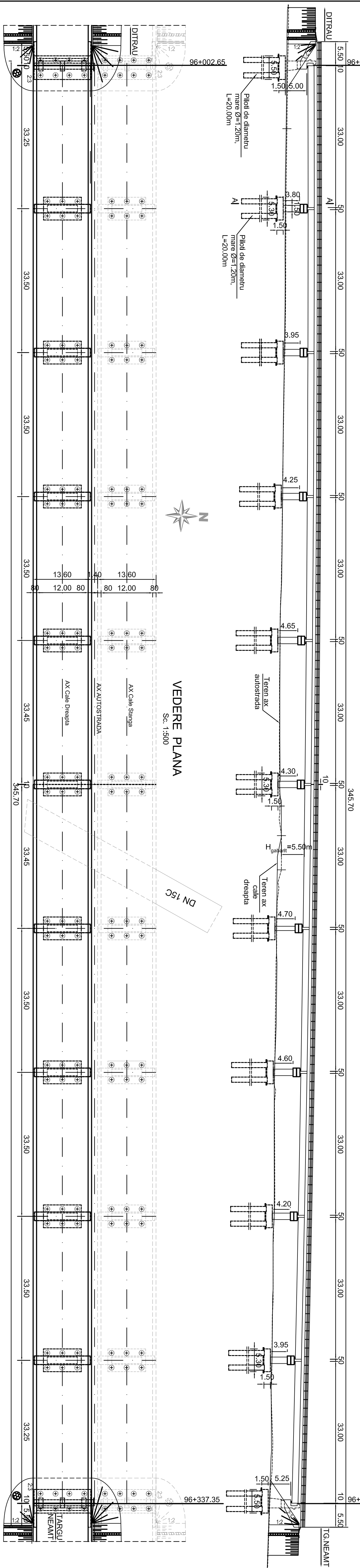
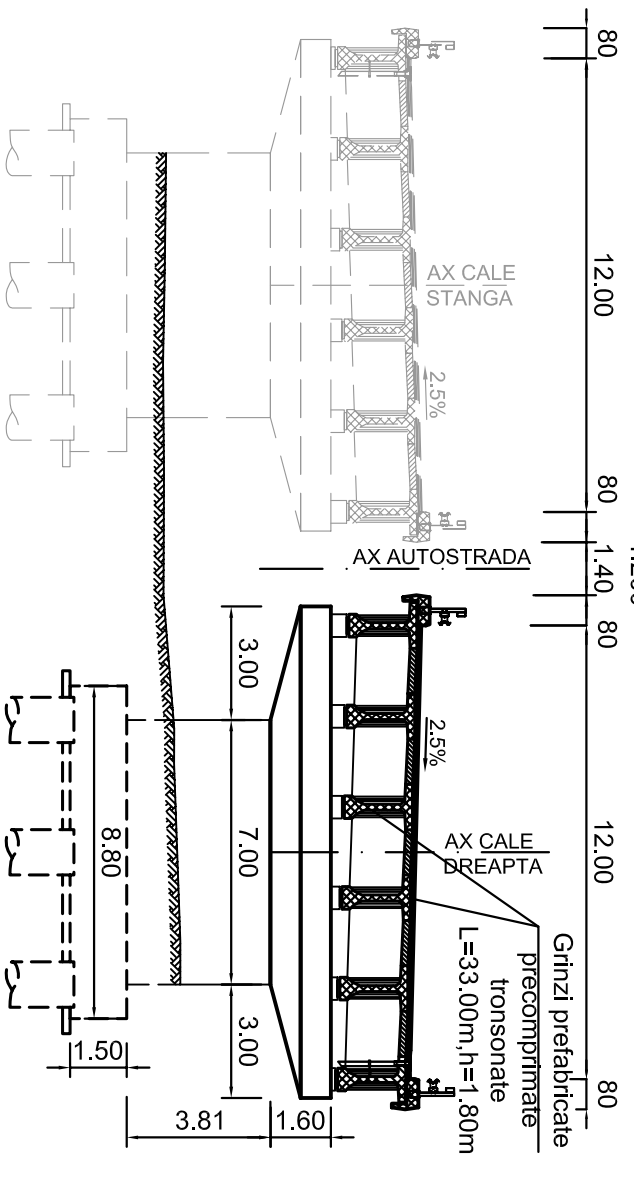


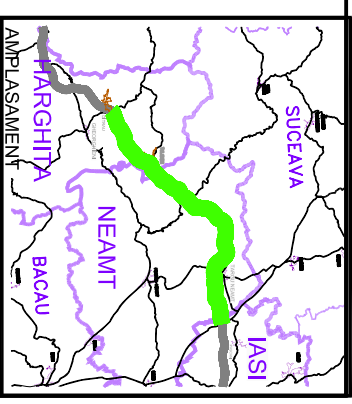
ELEVATIE
Sc. 1:500



SECTIUNE TRANSVERSALA A-A
1:200



CONVOI DE CALCUL CONFORM SR EN 1991-2-2005
CATEGORIA DE IMPORTANTA PRIVIND CALITATEA: "B"
ENGINERIA DE CALCUL: SA, B2, D
ZONA SEISMICA: 6 CONFORM SR 111001-93
g_g=0.20g; C=0.7; CONFORM P.100-1/2006



COMPANIA NATIONALA DE AUTOSTRAZI
SI DRUMURI NATIONALE DIN ROMANIA

PROIECTANT



IPTANA S.A.

INVESTITIA

AUTOSTRADA
DITRAU -TARGU NEAMT

CONTRACT Nr.: 92 / 58623 / 4275

FAZA DE PROIECTARE

Studiu de Fezabilitate

Proiectat
Ing. C. Enache

Desenat
Ing. C. Enache

Verificat
Ing. D. Malocean

Sef Proiect
Ing. V. Osman

LUCRARI DE PODURI

Scara: 1:500 / 1:200
Data: IANUARIE 2011

DISPOZITIE GENERALA
POD
km 96+002.65-96+337.35

Cod: IPT-SF-R-03-169
Rev.: 0