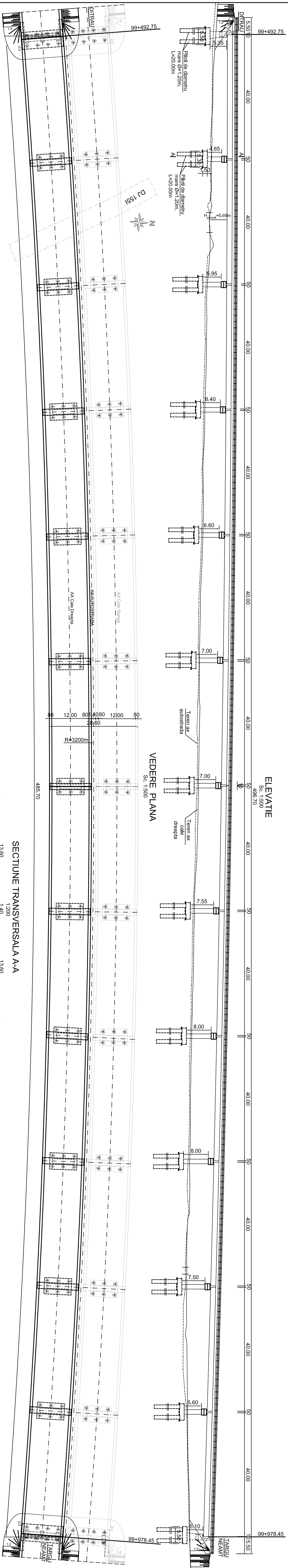


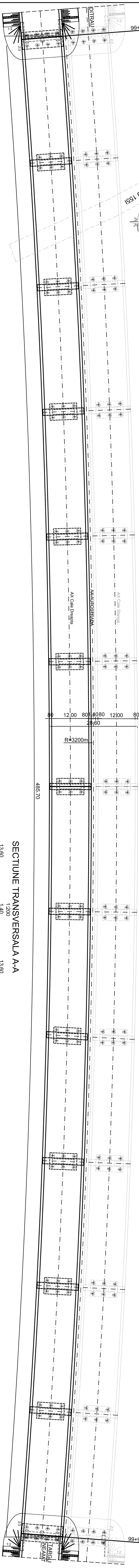
ELEVATIE

Sc. 1:500
496.70



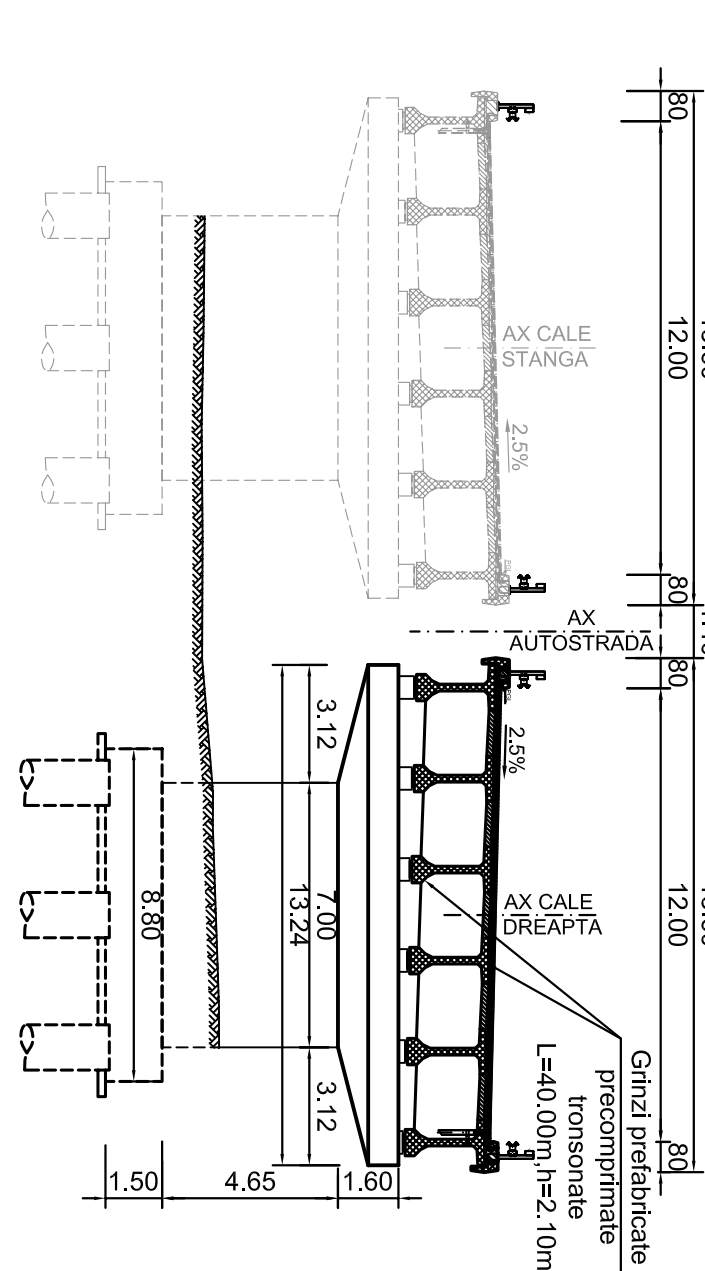
VEDERE PLANA

Sc. 1:500

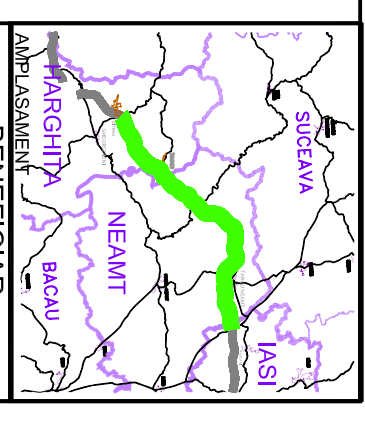


SECTIUNE TRANSVERSALA A-A

1:200



CONVOI DE CALCUL CONFORM SR EN 1991-2:2005
CATEGORIA DE IMPORTANTA PRIVIND CALITATEA : "B"
ZONA SEISMICA : 3, CONFORM SR 11100/1-98
q_s=2.5kg, C=57, CONFORM P100/1/2008



COMPANIA NATIONALA DE AUTOSTRAZI
SI DRUMURI NATIONALE DIN ROMANIA

PROIECTANT



IPTANA S.A.

INVESTITIA
AUTOSTRADA
DITRAU - TARGU NEAMT

CONTRACT NR: 92 / 58623 / 4275

FAZA DE PROIECTARE
Studiu de Fezabilitate

Proiectat	Desenat
Ing. C. Enache	Ing. C. Enache
Verificat	Señ Proiect
Ing. D. Madrean	Ing. V. Oamen

LUCRARI DE POPURI

Scara: 1:500, 1:200
Data: IANUARIE 2011

DISPOZITIE GENERALA
km 99+492.75-99+978.45