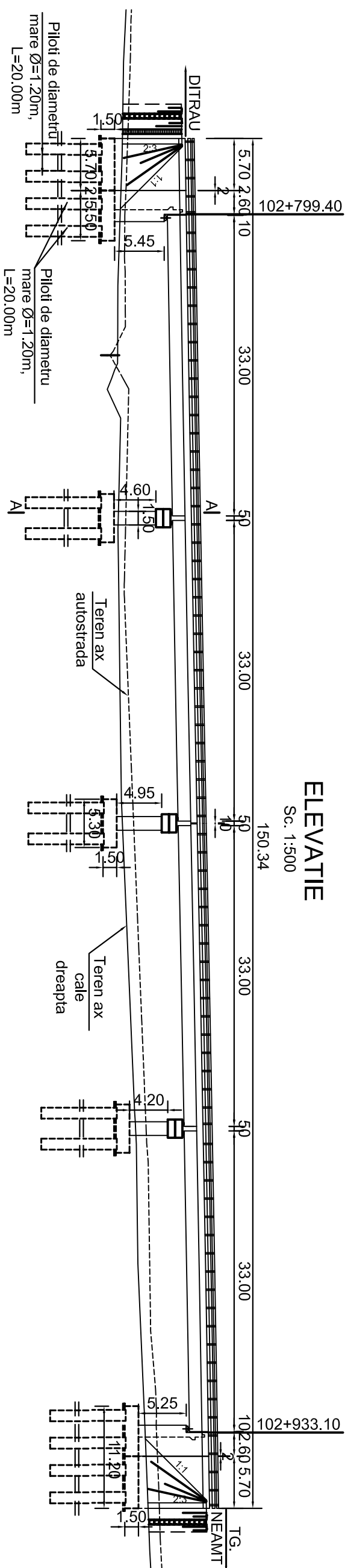


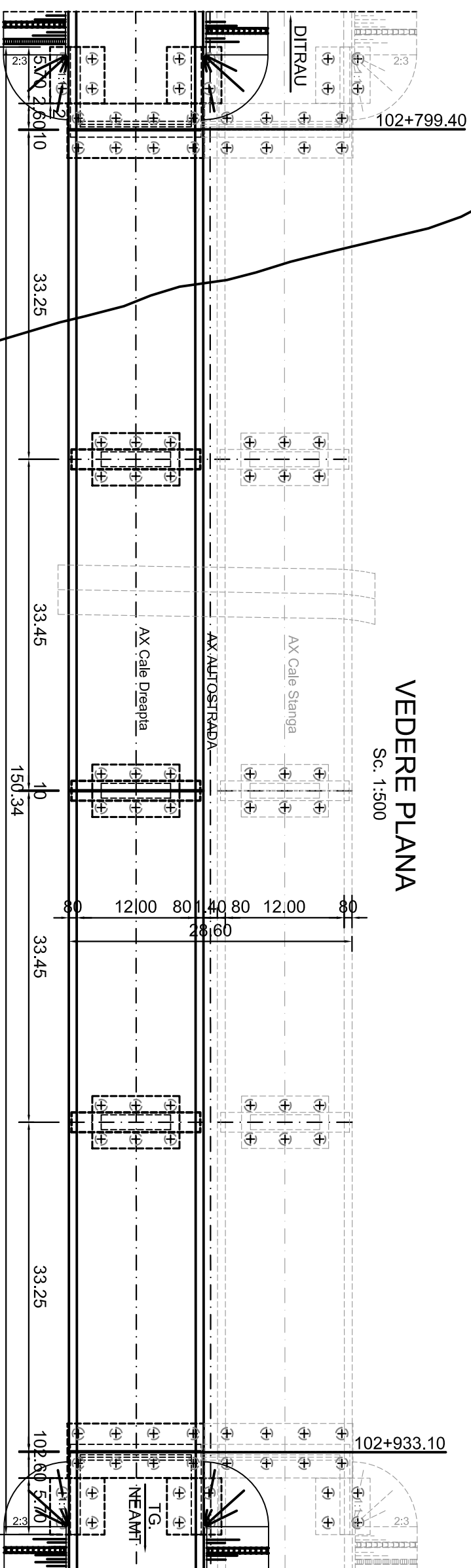
ELEVATIE

Sc. 1:500



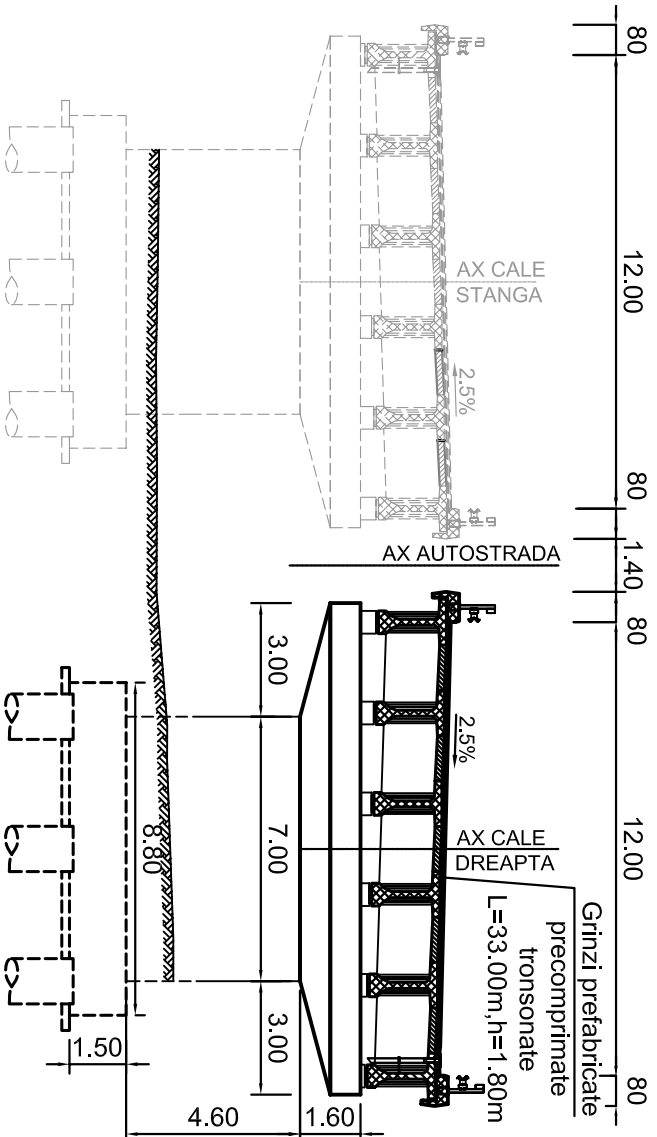
VEDERE PLANA

Sc. 1:500

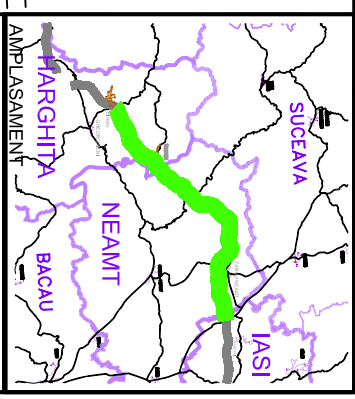


SECTIUNE TRANSVERSALA A-A


1:200



CONVOI DE CALCUL CONFORM SR EN 1991-2-2005
 CATEGORIA DE IMPORTANTA PRIVIND CALITATEA : "B"
 EXIGENTA DE CALITATE : A4, B2, D
 ZONA SEISMICA : 6, CONFORM SR 111001-93
 $a_g=0.20g$, $C_A=0.7$, CONFORM P100-1/2006

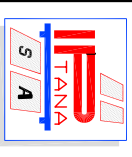


BENEFICIAR



COMPANIA NATIONALA DE AUTOSTRAZI
 SI DRUMURI NATIONALE DIN ROMANIA

PROIECTANT



IPTANA S.A.

INVESTITIA

AUTOSTRADA
 DITRAU - TARGU NEAMT

CONTRACT Nr. 92 / 58623 / 4275

FAZA DE PROIECTARE
 Studiu de Fezabilitate

Proiectat ing. C. Enache	Desenat ing. C. Enache
Verificat ing. D. Malocean	Sef Proiect ing. V. Osman

LUCRARI DE PODURI

Scara: 1:500, 1:200
 Data: IANUARIE 2011

DISPOZITIE GENERALA
 POD
 km 102+799.40-102+933.10

Cod: IPT-SF-P-DG-173

Rev. 0