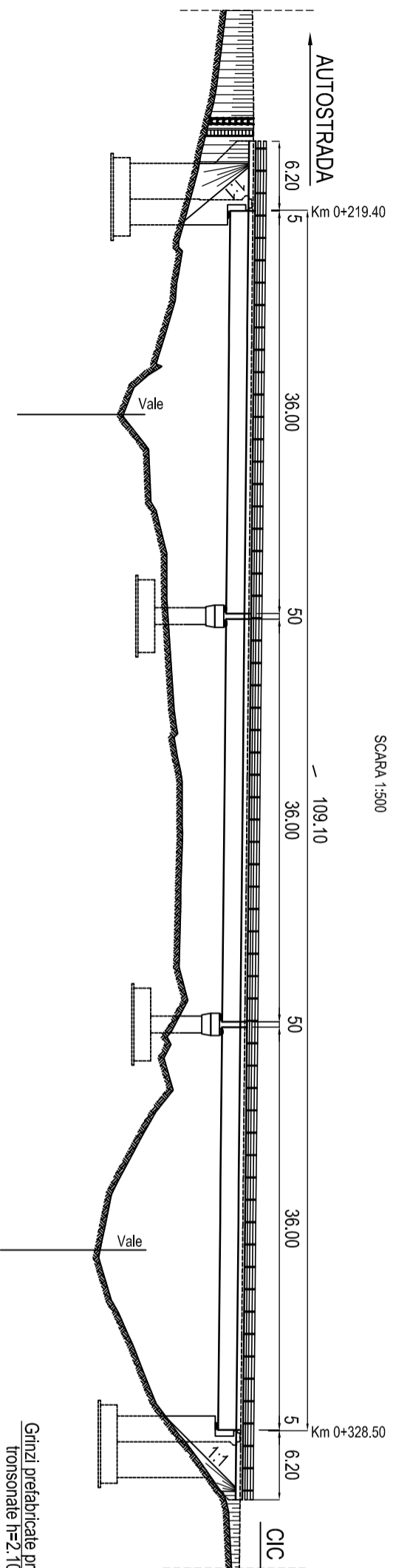


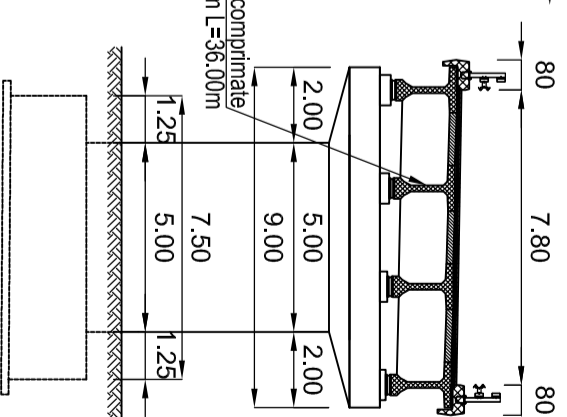
ELEVATIE

SCARA 1:500



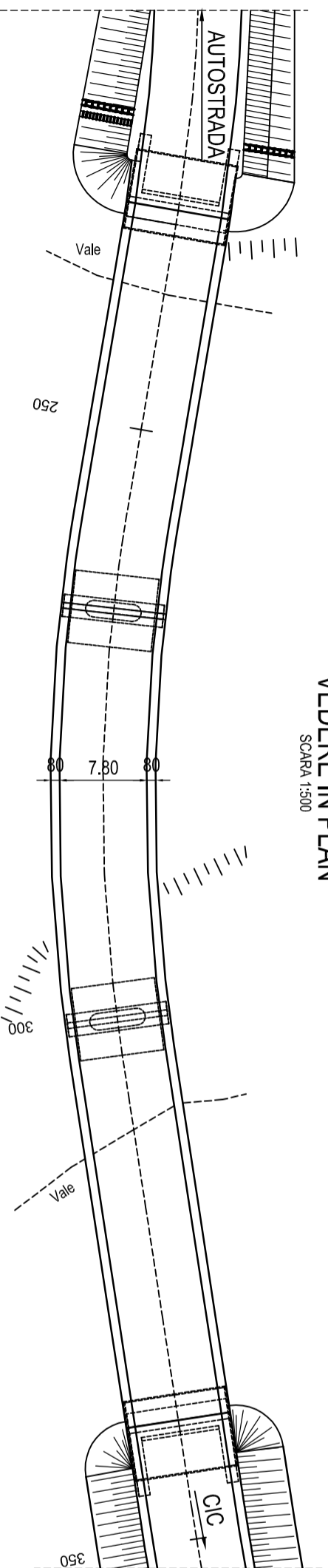
SECTIUNE TRANSVERSALA

SC. 1:200

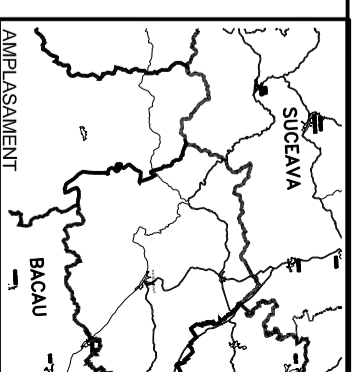


VEDERE IN PLAN


SCARA 1:500



CONVOI DE CALCUL CONFORM SR EN 1991-2-2005
 CATEGORIA DE IMPORTANTA PRIVIND CALTATEA : "B"
 EXIGENTA DE CALTATE : A4, B2, D
 ZONA SEISMICA : 6, CONFORM SR 11100/1-93
 $a_g=0.16g$, $T_c=0.7sec.$, CONFORM P100-1/2006



BENEFICIAR



COMPANIA NATIONALA DE AUTOSTRAZI
 SI DRUMURI NATIONALE DIN ROMANIA

PROIECTANT



IPTANA S.A.

INVESTITIA

AUTOSTRADA
 DITRAU - TARGU NEAMT

CONTRACT NR: 92 / 58623 / 4275

FAZA DE PROIECTARE
 Studiu de Fezabilitate
 Varianta optima
 de construire

Proiectat ing. I. Stetco	Desenat ing. I. Stetco
Verificat ing. A. Tudor	Seft Proiect ing. V. Osman

LUCRARI DE PODURI

Scara: 1:200 ; 1:500

Data: IANUARIE 2011

PASAJ LA NODUL 3
 DRUM DE ACCES LA CIC
 Km 0+219.40+ Km 0+328.50