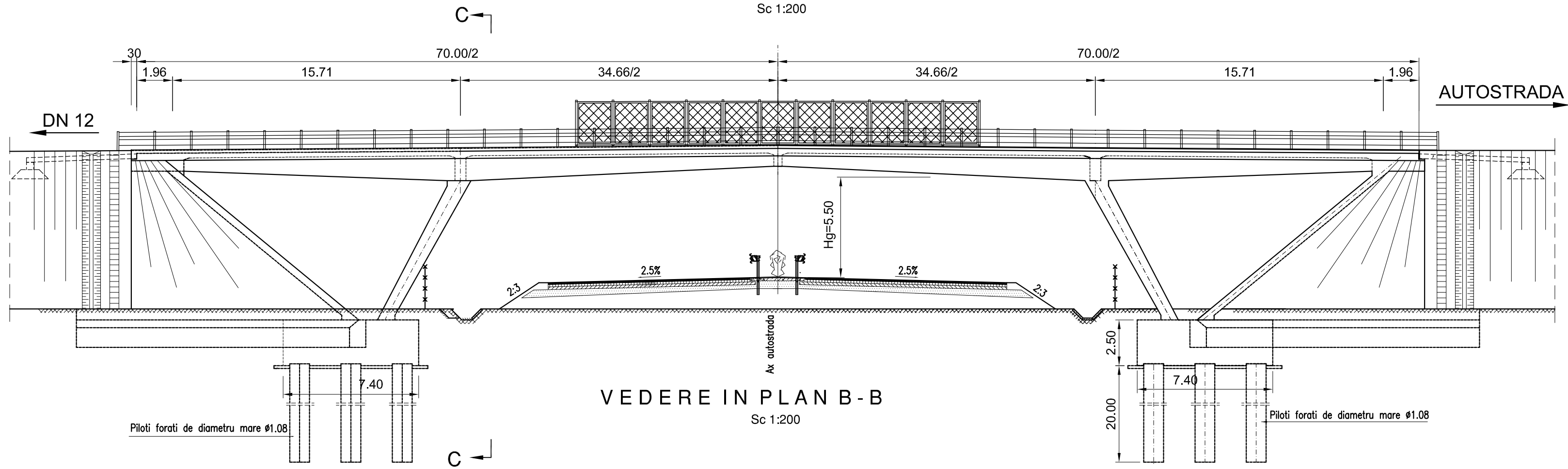


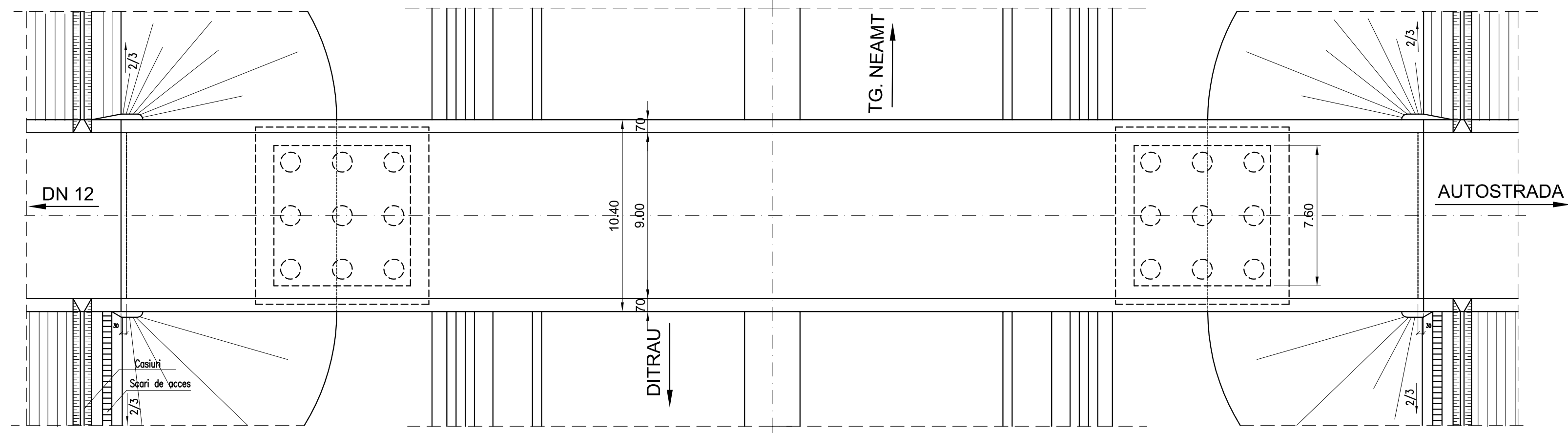
ELEVATIE

Sc 1:200



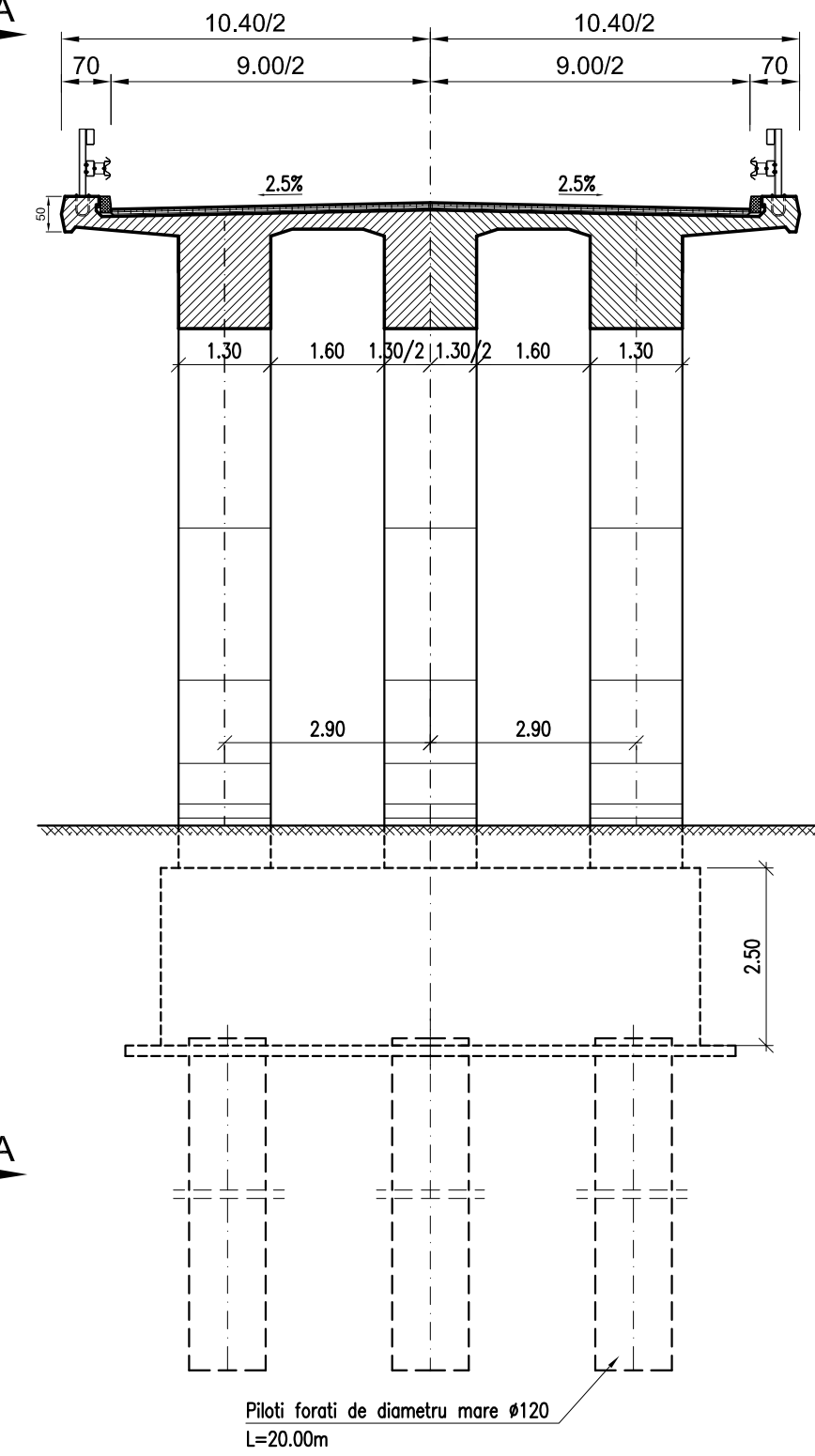
VEDERE IN PLAN B-B

Sc 1:200

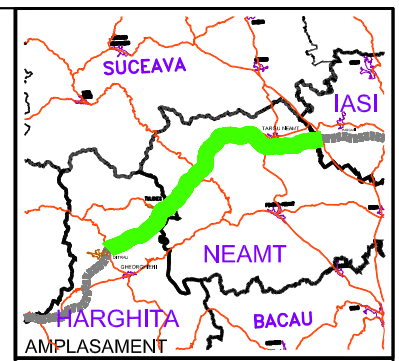


SECTIUNE TRANSVERSALA

Sc 1:100




Convoi de calcul conform SR EN 1991-2-2005
 Caracteristicile seismice ale zonei: $a_g=0.20g$,
 $T_c=0.70s$ conform cod P100-1/2006
 Zona seismica "6" conform SR11100/1-1993
 Categoria de importanta privind calitatea "B"



BENEFICIAR

 COMPANIA NATIONALA DE AUTOSTRAZI
 SI DRUMURI NATIONALE DIN ROMANIA

PROIECTANT
 **IPTANA S.A.**

INVESTITIA
 AUTOSTRADA
 DITRAU -TARGU NEAMT
 CONTRACT Nr: 92 / 58623 / 4275

FAZA DE PROIECTARE
 Studiu de Fezabilitate
 Varianta optima
 de construire

Proiectat ing. A. Tudor	Desenat S. Campeanu
Verificat ing. A. Tudor	Sef Proiect ing. V. Osman

LUCRARI DE PODURI
 Scara: 1:200, 1:100
 Data: IANUARIE 2011
 DISPOZITIE GENERALA
 Pasaj pe bretea la nod DN 12
 peste Autostrada