## ELEVATIE B-B (GRINDA CENTRALA)
SCARA 1:100

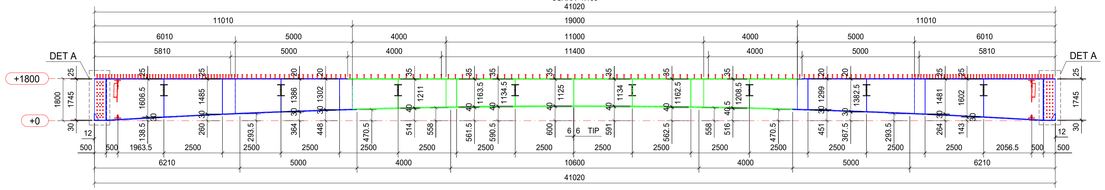


| Grinda centrala | Sudura intre inima si talpa | Penetratie completa | a=5mm | a=4mm | a=3mm | a=4mm | a=5mm | Penetratie completa |
|---|---|---|---|---|---|---|---|---|
| | Conectori | 3 pe rand la 125mm | 3 pe rand la 200mm | 3 pe rand la 300mm | 3 pe rand la 300mm | 3 pe rand la 300mm | 3 pe rand la 200mm | 3 pe rand la 125mm |
| | TF | 600x25 | 600x20 | 600x35 | 600x35 | 600x35 | 600x20 | 600x25 |
| | W | 20 | 16 | 15 | 15 | 15 | 16 | 20 |
| | BF | 800x30 | 800x30 | 800x40 | 800x40 | 800x40 | 800x30 | 800x30 |

## ELEVATIE A-A (GRINDA MARGINALA)
SCARA 1:100

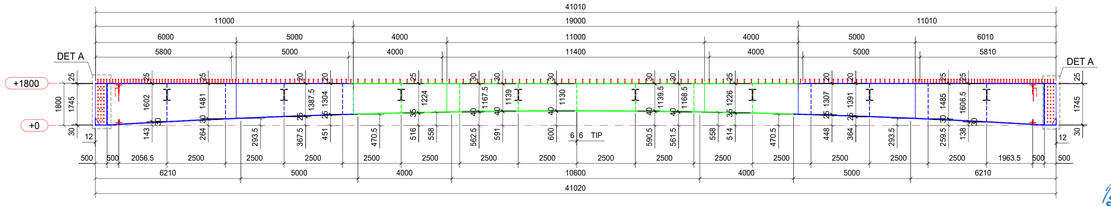


| Grinda marginala | Sudura intre inima si talpa | Penetratie completa | a=5mm | a=4mm | a=3mm | a=4mm | a=5mm | Penetratie completa |
|---|---|---|---|---|---|---|---|---|
| | Conectori | 3 pe rand la 125mm | 3 pe rand la 200mm | 3 pe rand la 300mm | 3 pe rand la 300mm | 3 pe rand la 300mm | 3 pe rand la 200mm | 3 pe rand la 125mm |
| | TF | 600x25 | 600x20 | 600x25 | 600x30 | 600x25 | 600x20 | 600x25 |
| | W | 20 | 16 | 15 | 15 | 15 | 16 | 20 |
| | BF | 800x30 | 800x25 | 800x35 | 800x40 | 800x35 | 800x25 | 800x30 |

## VEDERE PLANA
SCARA 1:100

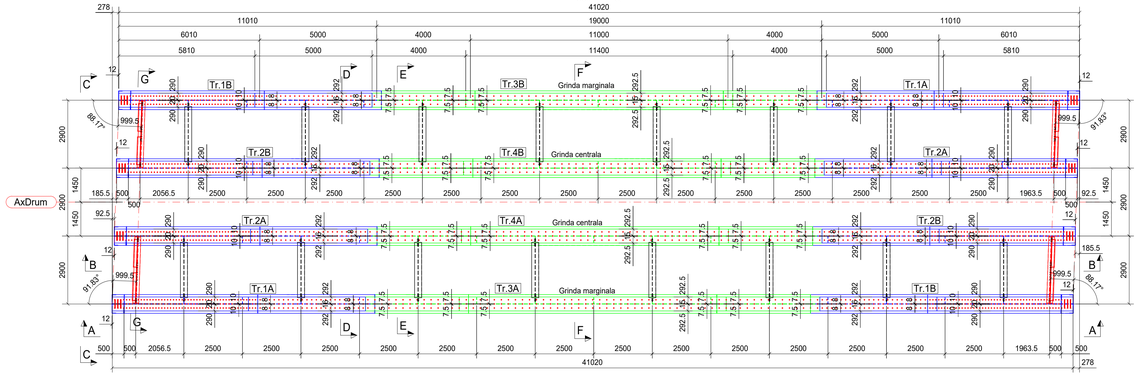


## VEDERE PLANA DISTRIBUTIE CONECTORI
SCARA 1:100

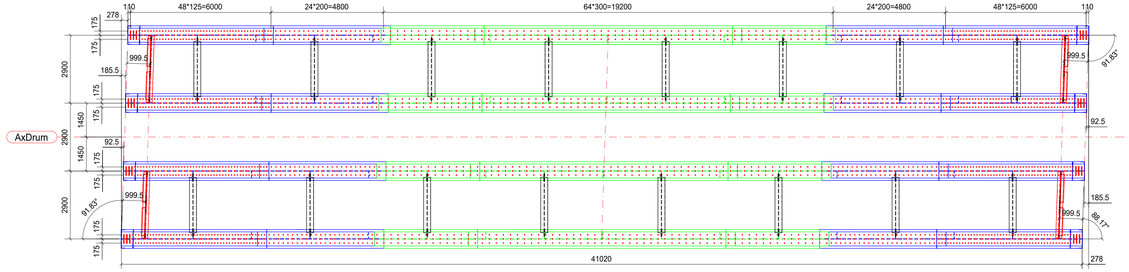


## ELEVATIE C-C
SCARA 1:50

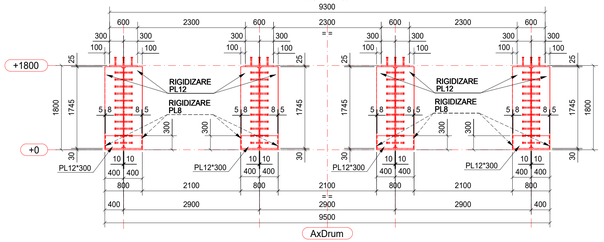


## ELEVATIE D-D
SCARA 1:50

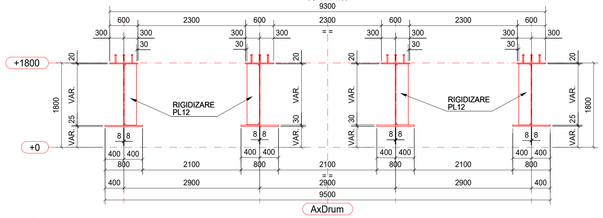


## ELEVATIE E-E
SCARA 1:50

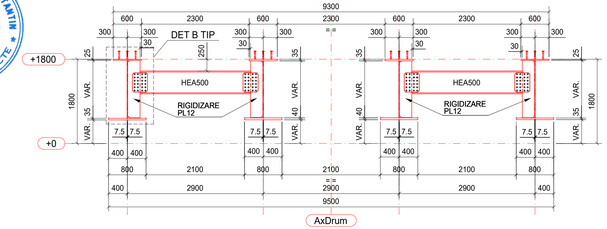


## ELEVATIE F-F
SCARA 1:50

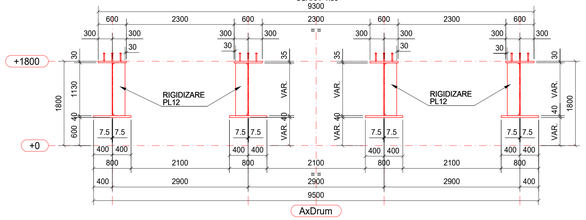


## ELEVATIE G-G
SCARA 1:50

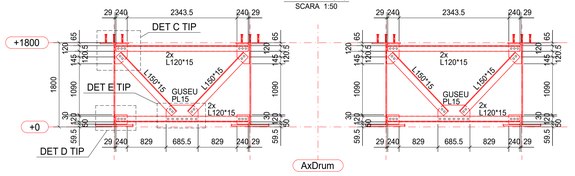


## DETALIU A
SCALE 1:20

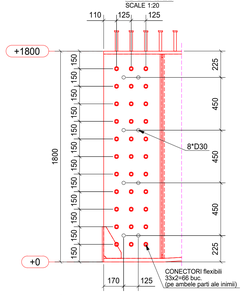


## DETALIU B TIP
SCALE 1:20

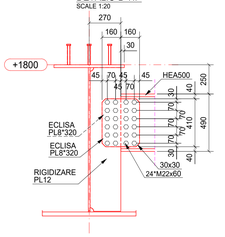


NOTA

La uzinarea confectiilor metalice se va tine cont de toate prescriptiile din documentatii tehnica, precum si cele din normativele in vigoare, cu precadere EN 1090-2:2018. Producatorul are obligatia de a prezenta documentatia tehnica proprie si de a primi aprobarea atat de la proiectant, cat si de la beneficiarul lucrarii inainte de inceperea uzinarii.

Calitate otel confectii metalice: S355 J2+N

Criterii generale pentru executarea structurii metalice:
- Clasa de executie EXC3, conform EN 1090-2:2008
- Tolerante geometrice conform punctul 4.1.4 si punctul 11 din EN 1090-2:2018
- Documentatia de calitate a producatorului conform pct. 4.2.1 si anexa C din EN 1090-2:2008
- Materiale certificate cu calificare CE (certificat 3.1 conform EN 10025)

Cerinte imbinari cu suruburi de inalta rezistenta pretensionate:
- Cerinte generale conform EN 14399-1
- Ansamblu surub conform EN 14399-4
- Saibe conform EN 14399-5 sau EN 14399-6
- Grupa 10.9
- Categoria B de imbinari conform EN 1993-1-8:2005
- Suprafetele in contact cu imbinarile cu suruburi vor fi tratate astfel incat sa asigure coeficient de frecare de minim μ=0.4 (conform EN 1090-2:2018)

- Protectie anticoroziva: Suprafetele expuse vor fi pregatite prin jet de gradul Sa 2½ conform ISO 8501-1, dupa care se va aplica un strat cu nivel de protectie anticoroziva de nivel C3/H conform EN ISO 12944-5. Se poate folosi orice sistem anticoroziv care corespunde tabelului C.3 pentru nivelul de protectie specificat.

## DETALIU C TIP
SCALE 1:20

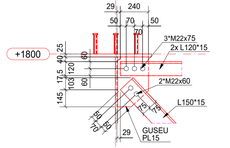


## DETALIU D TIP
SCALE 1:20

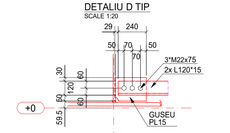


## DETALIU E TIP
SCALE 1:20

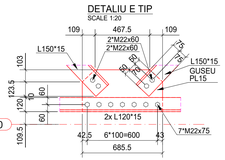


| Nr. Crt | Denumire | Greutate / unit, kg | Nr. Buc | Greutate Totala, t |
|---|---|---|---|---|
| 1 | Tronson 1A grinda marginala | 5806 | 2 | 11.612 |
| 2 | Tronson 1B grinda marginala | 5806 | 2 | 11.612 |
| 3 | Tronson 3A grinda marginala | 9817 | 1 | 9.817 |
| 4 | Tronson 3B grinda marginala | 9817 | 1 | 9.817 |
| 5 | Tronson 2A grinda centrala | 5960 | 2 | 11.920 |
| 6 | Tronson 2B grinda centrala | 5960 | 2 | 11.920 |
| 7 | Tronson 4A grinda centrala | 10692 | 1 | 10.692 |
| 8 | Tronson 4B grinda centrala | 10692 | 1 | 10.692 |
| 9 | Antretoaza profil HEA500 | 354.4 | 16 | 5.670 |
| 10 | Contravanturi :<br>- 2x2 L120*120*15<br>- 2x1 L150*150*15<br>- 1 Guseu PL15 | 443 | 4 | 1.772 |
| 11 | Eclisa (2x2x16 antretoaze) | 8.12 | 64 | 0.520 |
| Total otel S355 J2+N | | | | 96.044 |
| Conectori flexibili 175x022 S235 J2+C450 (pentru talpa superioara) | | 0.57 | 2508 | 1.430 |
| Conectori flexibili 175x022 S235 J2+C450 (pentru inima) - 66buc. x 8 loc. | | 0.57 | 528 | 0.301 |
| Sudura | | | | 2.933 |
| Consum total otel | | | | 100.708 |

| Foaie de comanda suruburi de inalta rezistenta pretensionate, SIRP 10.9 | | | | |
|---|---|---|---|---|
| **Bucati suruburi** | **Diametru** | **Lungime tija [mm]** | **Grupa de caracteristici mecanice** | **Total bucati** |
| Antretoaze HEA500 : - 24x 32 imbinari | M22 | 60 | 10.9 | 762 |
| Contravanturi L150x150x15 : - 2x16 imbinari | M22 | 60 | 10.9 | 32 |
| **TOTAL GENERAL** | | | | **794** |
| Contravanturi L120x120x15 : - 3x16 imbinari | M22 | 75 | 10.9 | 48 |
| Contravanturi L120x120x15 : - 7x4 imbinari | M22 | 75 | 10.9 | 28 |
| **TOTAL GENERAL** | | | | **76** |

## VEDERE IZOMETRICA
SCARA 1:200

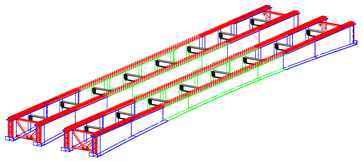

## SCHEMA SUPRASTRUCTURILOR METALICE ALE PASAJULUI
SCARA 1:200

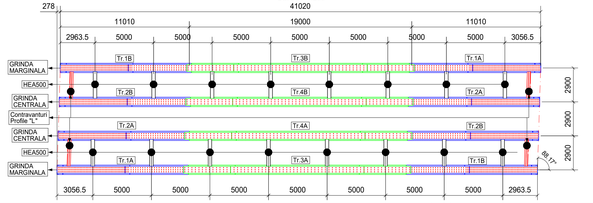


| | | | | | | | |
|---|---|---|---|---|---|---|---|
| **PROIECTANT** / *DESIGNER:* **S.C. CONSITRANS S.R.L.** | **BENEFICIAR** / *BENEFICIARY:* **MUNICIPIUL ARAD, MUNICIPIUL ORADEA, CONSILIUL JUDETEAN ARAD, CONSILIUL JUDETEAN BIHOR CNAIR** | **FUNCTIA** / *POSITION:* | **NUME** / *NAME:* | SEMNATURA / *SIGNATURE:* | **Titlu plansa** / *Drawing title:* | **REV** / *REV.* | **DATA** / *DATE* | **DETALII REVIZIE** / *REVISION DETAILS* | **PROIECTAT** / *DESIGNER:* |
| | **INVESTITIA** / *INVESTMENT:* **ACTUALIZARE DOCUMENTATIE REVIZUIRE (S.F. + P.A.C. + P.O.E + P.T.E.) "DRUM EXPRES ARAD ORADEA"** *ACTUALIZATION/COMPLETION (S.F. + P.A.C. + P.O.E + P.T.E.) "EXPRESS ROAD ARAD ORADEA"* | **COORDONATOR DE PROIECT:** *PROJECT MANAGER:* | ing. S. VEACESLAV | | Dispozitie generala tablier metalic<br>*General arrangement metal deck* | R00 | 11.2023 | P.T.E. | Constrans |
| | FAZA PROIECTARE / *DESIGN STAGE:* **PROIECT TEHNIC DE EXECUTIE** / *EXECUTION TECHNICAL PROJECT* | **SEF PROJECT SPECIALITATE** / *TEAM LEADER:* | ing. D. COVELTIR | | Pasaj pe DE peste DX la km 43+410<br>*Bridge on DE over DX at km 43+410* | | | | |
| UNIUNEA EUROPEANA<br>PROIECT CO-FINANTAT DIN FONDUL DE COEZIUNE, PRIN PROGRAMUL OPERATIONAL INFRASTRUCTURA MARE / PROJECT CO-FINANCED FROM THE COHESION FUND THROUGH THE LARGE INFRASTRUCTURE OPERATIONAL PROGRAM | **Contract nr. / Date:** 1-147240/ 07.2022 **Proiect nr.:** 2022-0001 **Data / Date:** 11.2023 **Scara / Scale:** 1:200 1:100 1:50 | **PROIECTANT / DESIGNER:** | ing. V. URDAREANU | | **LUCRARI DE POD** / *BRIDGE WORKS* | | | | |
| | | **VERIFICAT / INTERNAL CHECKER:** | ing. D. COVELTIR | | **Cod plansa** / *Drawing code:* CST-0121-PTE-0-DX-02-P26-DGT-01-R00 | | | | |

Tekla structures