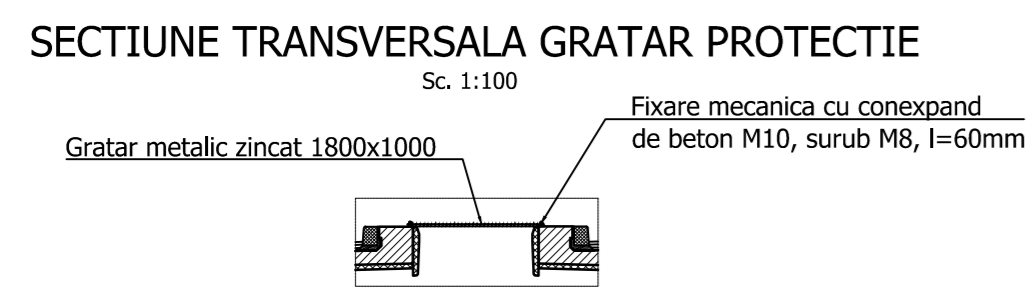
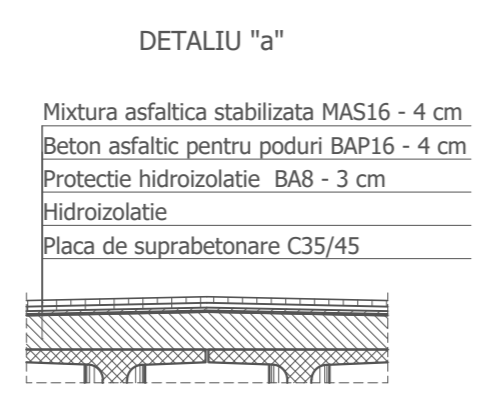


NOTA:
Intre structurile juxtapuse se vor monta plase de protectie orizontale, conform detaliului alaturat, pe toata lungimea suprastructurii (golului dintre tabliere)
Protectia anticoroziva a gratarului metalic se va face prin galvanizare profunda executata la cald



DETALIU FIXARE GRATARE DE PROTECTIE
Sc. 1:100

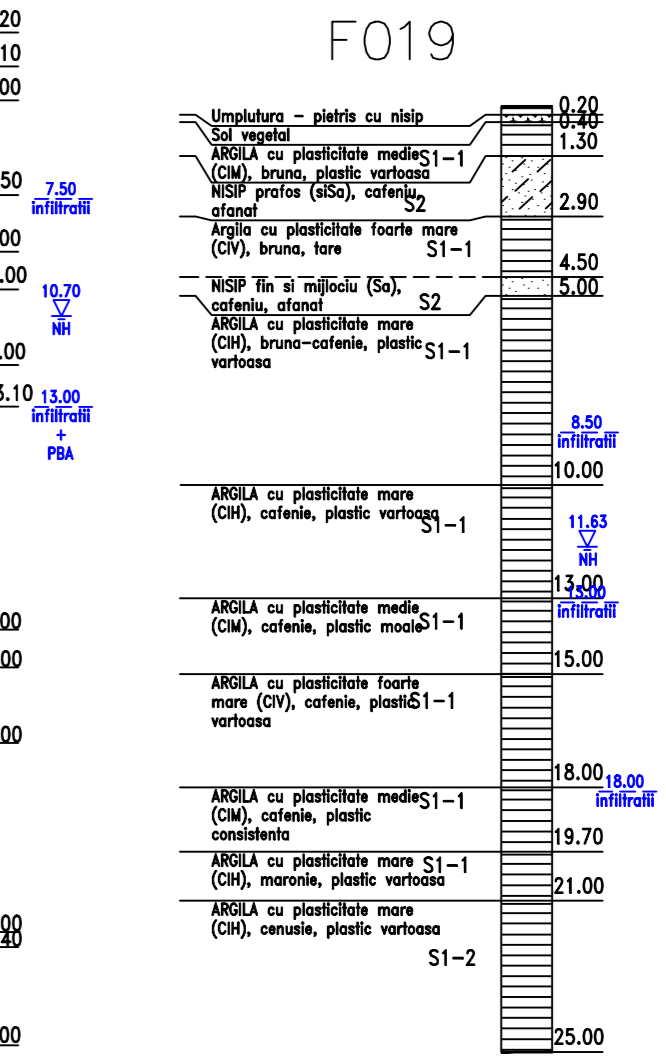
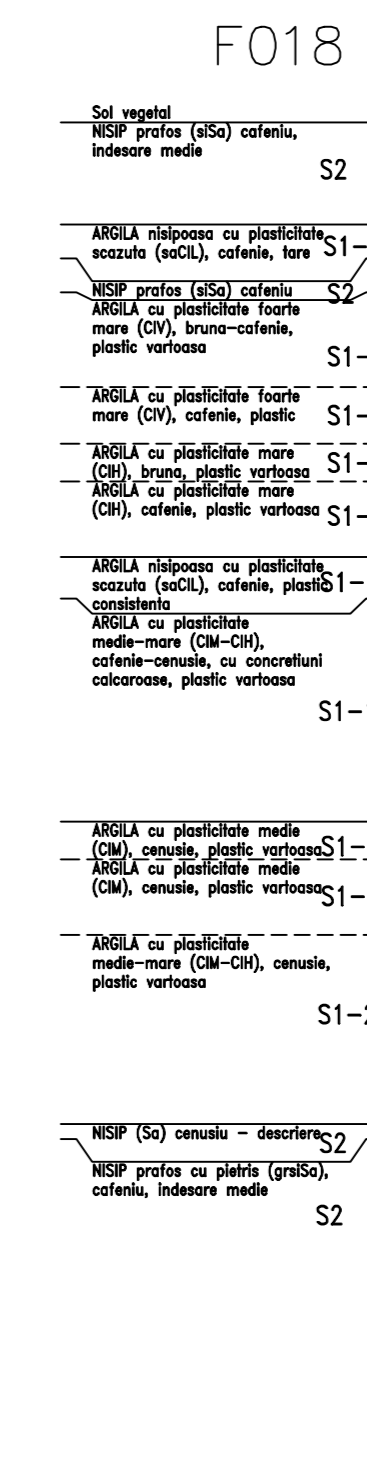
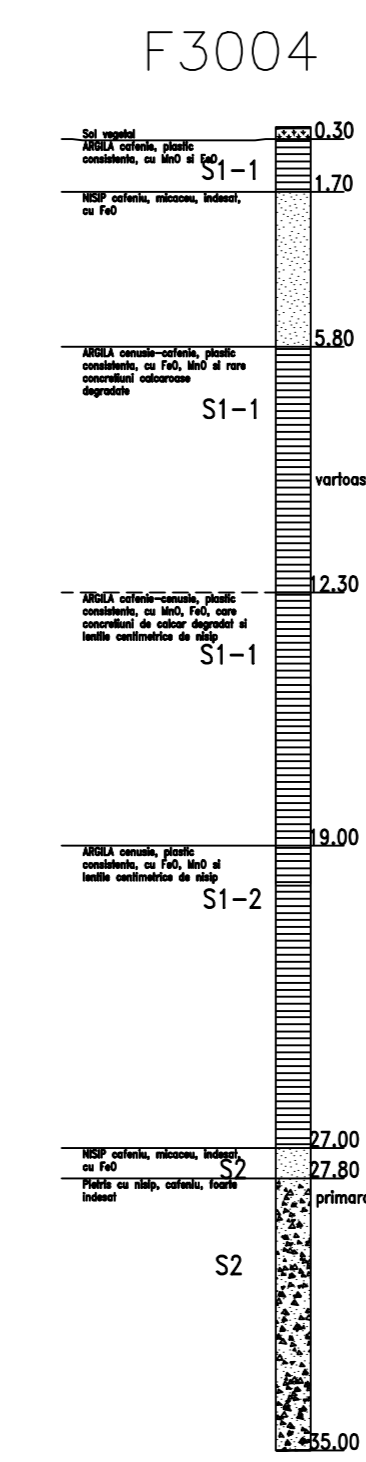
Fixare mecanica cu conexpand de beton M10, surub M8, l=60mm



Convoi de calcul: LM1, LM2, conf. SR EN 1991-2/2005
Categorie de verificare: A4, B2, D
Parametri seismici: $a_g=0.35g$, $T_c=1.00s$ conf. cod P100/1-2013, SR EN 1998-2/2006

MATERIALE						
1. Beton cf. CP 012/2007						
Element constructiv	Beton	Clasa de expunere	Tasare	A/C	Ciment	Armatura
Beton egalizare	C8/10	XF1	-	-	-	-
Pereu	C25/30	XC4;XF2	S4	0.500	300	-
Piloti	C20/25	XC2	S4	0.60	375	B500SC/BST500SC
Radier	C30/37	XC4;XF2;XD1	S3	0.55	300	B500SC/BST500SC
Elevatii	C30/37	XC4;XF2;XD1	S3	0.55	300	B500SC/BST500SC
Placi racordare / Grinda rezemare	C20/25	XC2	S4	0.60	260	B500SC/BST500SC
Grinda prefabricata post-tensionata	C45/55	XC4;XD1;XF2	S4	0.40	320	B500SC/BST500SC
Grinda prefabricata pretensionata	C50/60	XC4;XD1;XF2	S4	0.40	320	B500SC/BST500SC
Placa suprabetonare / Borduri	C35/45	XC4;XF4;XD3	S3	0.50	340	B500SC/BST500SC
Predale prefabricate	C35/45	XC4;XD1;XF4	S4	0.50	340	B500SC/BST500SC
Prefabricat grinda parapet	C35/45	XC4;XD3;XF4	S4	0.45	340	B500SC/BST500SC
2. Otel						
Armatura moale	B500SC/BST500SC					
Armatura pretensionata	TBP Y 1860S7					
Otel tablier metalic	S355NL / S355J2+N, echivalent OL52EP					

SCHEMA STATICA - GRINZI SIMPLU REZEMATE CONTINUJUZATE LA NIVELUL PLACII



FORAJE GEOTEHNICE

PROIECT CO-FINANAT DE UNIUNEA EUROPEANA PRIN PROGRAMUL OPERATIONAL INFRASTRUCTURA MARE

INUNEA EUROPEANA

GOVERNUL ROMANIEI

AMPLASAMENT

BENEFICIAR

MINISTERUL TRANSPORTURILOR SI INFRASTRUCTURII

COMPANIA NATIONALA DE ADMINISTRARE A INFRASTRUCTURII ROTIETARE

CNAIR

PROIECTANT GENERAL

acciona

SUBPROIECTANT

INVESTITIA

ELABORARE STUDIU DE FEZABILITATE SI PROIECT TEHNIC DE EXECUTIE PENTRU OBIECTIVUL DRUM EXPRES FOCSANI - BRAILA

FAZA DE PROIECTARE

Studiu de Fezabilitate

Coordonator de proiect: Ing. Jose Carlos RUBIO MATILLI

Proiectat: Ing. VELEA Corneliu

Verificat: Ing. Dragos Florin VALPESCU

Proiect nr: 92/37074/19.06.2020

Scara: 1:500 / 1:200

Data: IANUARIE 2024

Pod pe DX peste paraul Ramna km 6+450

DISPOZITIE GENERALA

Cod: FB-SF-LI-STR-ST4-DG-001 Rev. 03