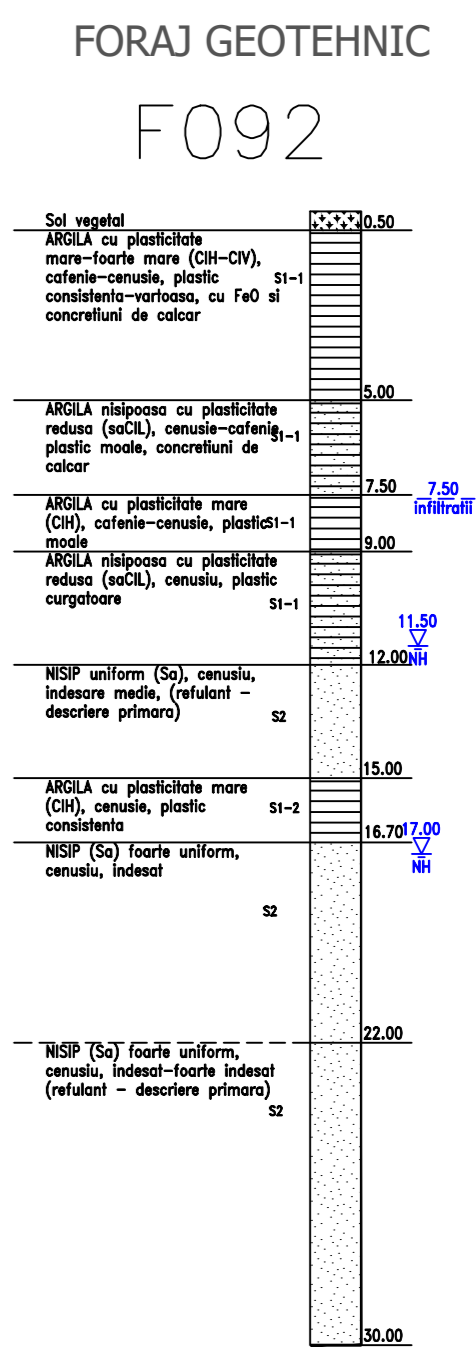
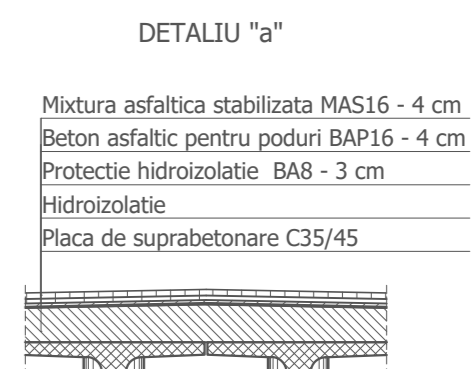
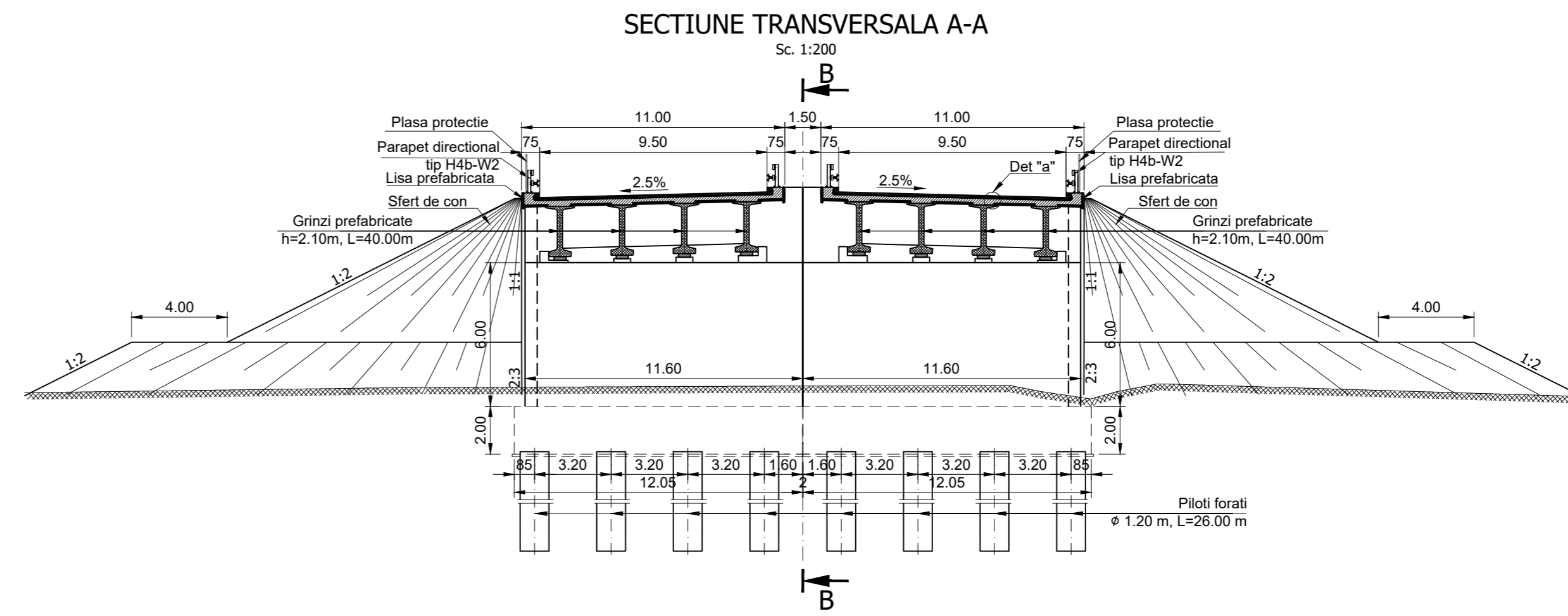
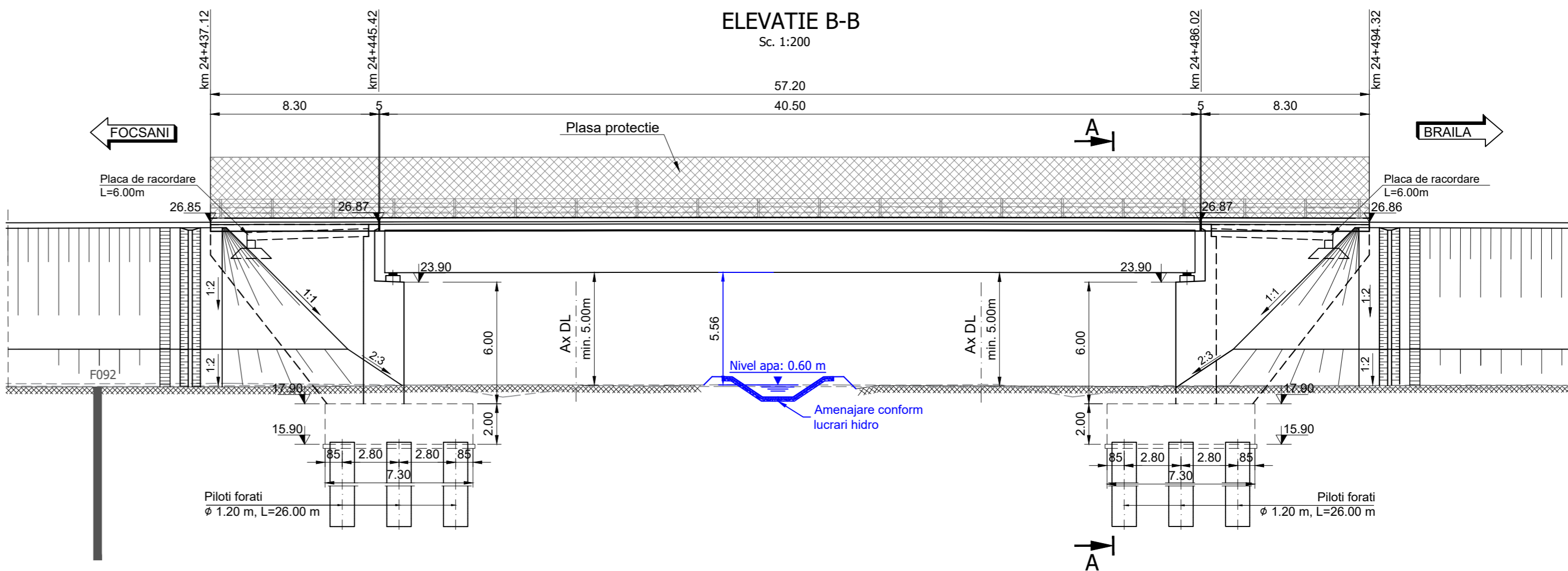


SCHEMA STATICA - GRINZI SIMPLU REZEMATE



**MATERIALE**

**1. Beton cf. CP 012/2007**

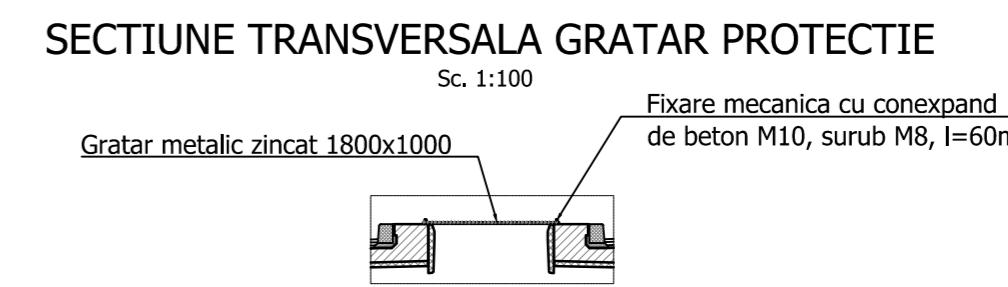
Element constructiv	Beton	Clasa de expunere	Tasare	A/C	Ciment	Armatura
Beton egalizare	C8/10	XF1	-	-	-	-
Pereu	C25/30	XC4;XF2	S4	0.500	300	-
Piloti	C20/25	XC2	S4	0.60	375	B500SC/BS T500SC
Radier	C30/37	XC4;XF2;XD1	S3	0.55	300	B500SC/BS T500SC
Elevatii	C30/37	XC4;XF2;XD1	S3	0.55	300	B500SC/BS T500SC
	C35/45	XC4;XF2;XD3	S3	0.50	320	B500SC/BS T500SC
Placi racordare / Grinda rezemare	C20/25	XC2	S4	0.60	260	B500SC/BS T500SC
Grinda prefabricata post-tensionata	C45/55	XC4;XD1;XF2	S4	0.40	320	B500SC/BS T500SC
Grinda prefabricata pretensionata	C50/60	XC4;XD1;XF2	S4	0.40	320	B500SC/BS T500SC
Placa suprabetonare / Borduri	C35/45	XC4;XF4;XD3	S3	0.50	340	B500SC/BS T500SC
Predale prefabricate	C35/45	XC4;XD1;XF4	S4	0.50	340	B500SC/BS T500SC
Prefabricat grinda parapet	C35/45	XC4;XD3;XF4	S4	0.45	340	B500SC/BS T500SC

**2. Otel**

Armatura moale	B500SC/BS T500SC
Armatura pretensionata	TBP Y 1860S7
Otel tablier metallic	S355NL / S355J2+N, echivalent OL52EP

Convoi de calcul: LM1, LM2, conf. SR EN 1991-2/2005  
 Categoria de importanta: "B"  
 Exigente de verificare: A4, B2, D  
 Parametri seismici: a<sub>0</sub>=0.35g, T<sub>c</sub>=1.00s conf. cod P100/1-2013, SR EN 1998-2/2006

NOTA:  
 Intre structurile juxtapuse se vor monta plase de protectie orizontale, conform detaliului alaturat, pe toata lungimea suprastructurii (golului dintre tabliere)  
 Protectia anticoroziva a gratarului metallic se va face prin galvanizare profunda executata la cald



DETALIU FIXARE GRATARE DE PROTECTIE (Detail of grating fixation)



PROIECT CO-FINANAT DE UNIUNEA EUROPEANA PRIN PROGRAMUL OPERATIONAL INFRASTRUCTURA MARE

UNINEA EUROPEANA

GOVERNUL ROMANIEI

AMPLASAMENT

BENEFICIAR  
 MINISTERUL TRANSPORTURILOR SI INFRASTRUCTURII  
 COMPANIA NATIONALA DE ADMINISTRARE A INFRASTRUCTURII RUTIERE

PROIECTANT GENERAL  
**acciona**

SUBPROIECTANT

INVESTITIA  
 ELABORARE STUDIU DE FEZABILITATE SI PROIECT TEHNIC DE EXECUTIE PENTRU OBIECTIVUL DRUM EXPRES FOCSANI - BRAILA

FAZA DE PROIECTARE  
 Studiu de Fezabilitate

Coordonator de proiect  
 Ing. Jose Carlos RUBIO MATILLA

Proiectat  
 Ing. Valeriu

Verificat  
 Ing. Dragos Florin VULPESCU

Proiect nr:  
 92/37074/19.06.2020

Scara:  
 1:200

Data:  
 IANUARIU 2024

Pod pe DX peste canal si DL  
 km 24+437  
 DISPOZITIE GENERALA

Rev. 03