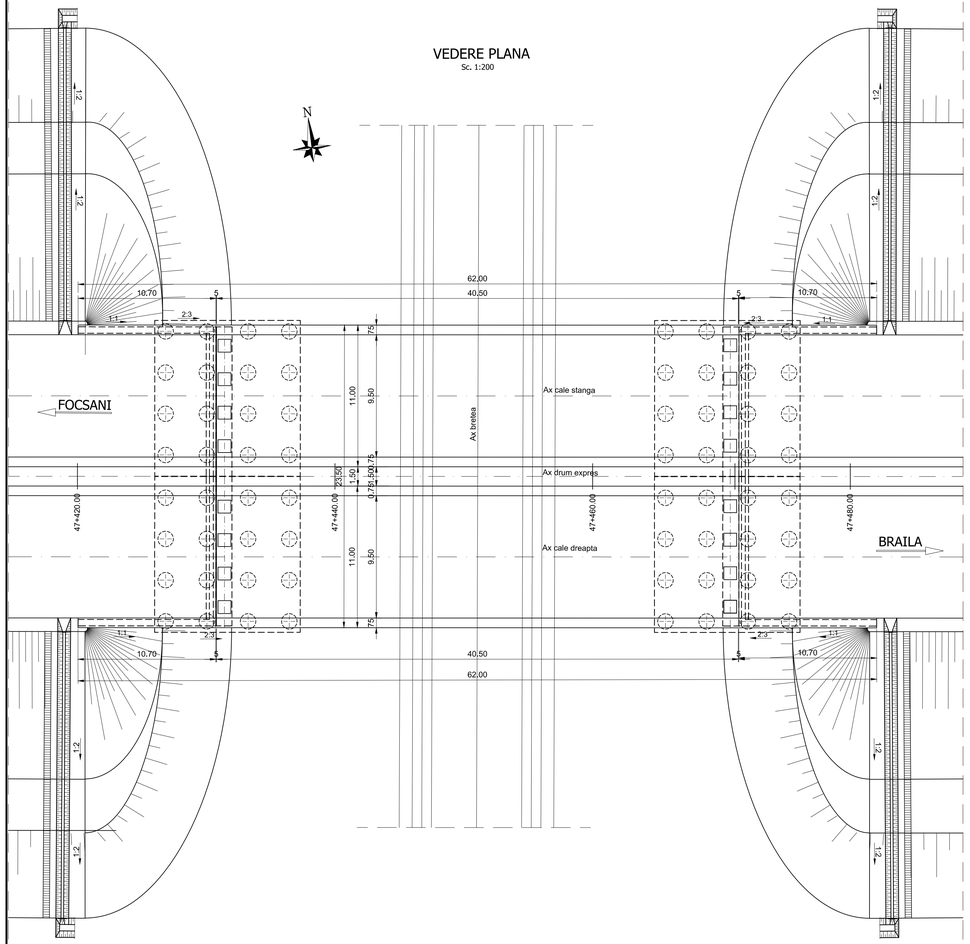

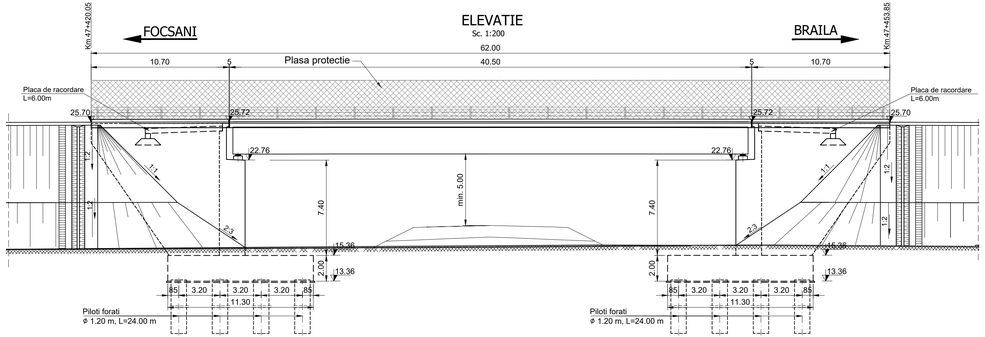

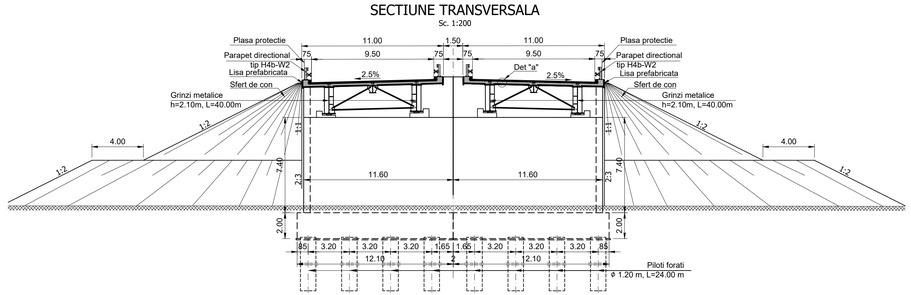

NOTA:
Intre structurile juxtapuse se vor monta plase de protectie orizontale, conform detaliului alaturat, pe toata lungimea suprastructurii (golului dintre tabliere)
Protectia anticoroziva a gratarului metalic se va face prin galvanizare profunda executata la cald

SECTIUNE TRANSVERSALA GRATAR PROTECTIE

Sc. 1:100

DETALIU FIXARE GRATARE DE PROTECTIE

Sc. 1:100



DETALIU "a"

Mixtura asfaltica stabilizata MAS16 - 4 cm
Beton asfaltic pentru poduri BAP16 - 4 cm
Protectie hidroizolatie BAB - 3 cm
Hidroizolatie
Placa de suprabetonare C35/45

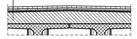

SCHEMA STATICA - GRINZI SIMPLU REZEMATE

Convoi de calcul: LM1, LM2, conf. SR EN 1991-2/2005
Categoria de importanta: "B"
Exigente de verificare: A4, B2, D
Parametri seismici: a_g=0.35g, Tc=1.00s conf. cod P100/1-2013, SR EN 1998-2/2006

MATERIALE

1. Beton cf. CP 012/2007

Element constructiv	Beton	Clasa de expunere	Tasare	A/C	Ciment	Armatura
Beton egalizare	C8/10	XF1	-	-	-	-
Pereu	C25/30	XC4;XF2	S4	0.500	300	
Piloti	C20/25	XC2	S4	0.60	375	B500SC/BST500SC
Radier	C30/37	XC4;XF2;XD1	S3	0.55	300	B500SC/BST500SC
Elevatii	C30/37	XC4;XF2;XD1	S3	0.55	300	B500SC/BST500SC
	C35/45	XC4;XF2;XD3	S3	0.50	320	B500SC/BST500SC
Placi racordare / Grinda rezemare	C20/25	XC2	S4	0.60	260	B500SC/BST500SC
Grinda prefabricata post-tensionata	C45/55	XC4;XD1;XF2	S4	0.40	320	B500SC/BST500SC
Grinda prefabricata pretensionata	C50/60	XC4;XD1;XF2	S4	0.40	320	B500SC/BST500SC
Placa suprabetonare / Borduri	C35/45	XC4;XF4;XD3	S3	0.50	340	B500SC/BST500SC
Predale prefabricate	C35/45	XC4;XD1;XF4	S4	0.50	340	B500SC/BST500SC
Prefabricat grinda parapet	C35/45	XC4;XD3;XF4	S4	0.45	340	B500SC/BST500SC

2. Otel

Armatura moale	B500SC/BST500SC
Armatura pretensionata	TBP Y1860S7
Otel tablier metalic	S355NL / S355J2+N, echivalent OL52EP

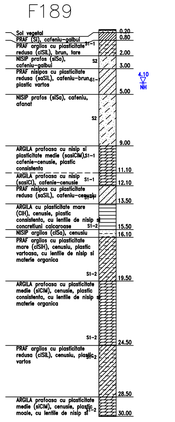

PROIECT CO-FINANTAT DE UNIUNEA EUROPEANA PRIN PROGRAMUL OPERATIONAL INFRASTRUCTURA MARE

UNIUNEA EUROPEANA
GUVERNUL ROMANIEI
Instrumente Structurale 2014-2020
POIM

AMPLASAMENT

BENEFICIAR

MINISTERUL TRANSPORTURILOR SI INFRASTRUCTURII

COMPANIA NATIONALĂ DE ADMINISTRARE A INFRASTRUCTURII RUTIERE

CNAIR

PROIECTANT GENERAL

acciona

SUBPROIECTANT

INVESTITIA
ELABORARE STUDIU DE FEZABILITATE SI PROIECT TEHNIC DE EXECUTIE PENTRU OBIECTIVUL DRUM EXPRES FOCSANI - BRAILA

FAZA DE PROIECTARE
Studiu de Fezabilitate

Coordonator de proiect	Proiectat
ing. José Carlos RUBIO MATILLA	ing. VELEA D.
	Verificat: ing Dragos – Florin VOLPESCU

Proiect nr: 92/37074/19.06.2020

Scara: 1:200

Data: IANUARIE 2024

Pasaj pe DX peste Bretea NOD Corbu
km 47+420
DISPOZITIE GENERALA - Solutia 2

Cod: FB-SF-L2-STR-ST37-DG-001 Rev. 03